



**COUNTY OF SANTA BARBARA
STATE OF CALIFORNIA**

**STATEMENT OF VOTES CAST
AT THE
CONSOLIDATED GENERAL ELECTION
NOVEMBER 3, 1992**

**KENNETH A. PETTIT
COUNTY CLERK-RECORDER**

**BOARD OF SUPERVISORS
COUNTY OF SANTA BARBARA**


**William B. Wallace
Supervisor 3rd District
Chair of the Board**

**Gloria Ochoa
Supervisor
1st District**

**Tom Rogers
Supervisor
2nd District**

**Dianne Owens
Supervisor
4th District**

**Michael Stoker
Supervisor
5th District**



STATEMENT OF VOTES CAST AT THE GENERAL ELECTION

NOVEMBER 3, 1992

<u>DESCRIPTION</u>	<u>PAGE</u>
PRECINCT CONSOLIDATIONS	A
LOCAL MEASURES AS THEY APPEAR ON THE BALLOT	B
STATE PROPOSITIONS AS THEY APPEAR ON THE BALLOT	C
RESULT OF THE WRITE-IN VOTES CAST	D
FEDERAL OFFICES	
PRESIDENT/VICE PRESIDENT.....	1
U.S. SENATOR (6-YEAR TERM).....	9
U.S. SENATOR (2-YEAR TERM).....	9
MEMBER, HOUSE OF REPRESENTATIVES, 22ND DISTRICT.....	17
MEMBER, HOUSE OF REPRESENTATIVES, 23RD DISTRICT.....	25
STATE OFFICES	
MEMBER, STATE ASSEMBLY, 33RD DISTRICT.....	29
MEMBER, STATE ASSEMBLY, 35TH DISTRICT.....	33
COUNTY OFFICES	
SUPERVISOR, 1ST DISTRICT.....	39
SUPERVISOR, 3RD DISTRICT.....	43
CITY OFFICES	
CITY OF CARPINTERIA (CITY COUNCIL).....	47
CITY OF GUADALUPE (MAYOR).....	51
CITY OF GUADALUPE (CITY COUNCIL).....	51

CITY OF LOMPOC (MAYOR).....	55
CITY OF LOMPOC (CITY COUNCIL).....	55
CITY OF SANTA MARIA (MAYOR).....	59
CITY OF SANTA MARIA (CITY COUNCIL).....	59
CITY OF SANTA MARIA (CITY CLERK).....	63
CITY OF SANTA MARIA (TREASURER).....	63
CITY OF SOLVANG.....	67
SCHOOL DISTRICT OFFICES	
ALLAN HANCOCK JOINT COMMUNITY COLLEGE DISTRICT-T.A. 2..	71
BALLARD SCHOOL DISTRICT.....	77
BUELLTON UNION SCHOOL DISTRICT.....	81
CARPINTERIA UNIFIED SCHOOL DISTRICT - T.A. 1.....	85
COLLEGE SCHOOL DISTRICT.....	89
CUYAMA JOINT UNIFIED SCHOOL DISTRICT.....	93
GOLETA UNION SCHOOL DISTRICT.....	97
GUADALUPE UNION SCHOOL DISTRICT.....	101
LOMPOC UNIFIED SCHOOL DISTRICT.....	105
MONTECITO UNION SCHOOL DISTRICT.....	109
ORCUTT UNION SCHOOL DISTRICT.....	113
SANTA BARBARA COMMUNITY COLLEGE DISTRICT - T.A. 3.....	117
SANTA BARBARA COMMUNITY COLLEGE DISTRICT - T.A. 4.....	123
SANTA BARBARA & SANTA BARBARA HIGH SCHOOL DISTRICT....	129
SANTA BARBARA COUNTY BOARD OF EDUCATION - T.A. 3.....	135
SANTA MARIA-BONITA SCHOOL DISTRICT.....	139
SANTA MARIA JOINT UNION HIGH SCHOOL DISTRICT.....	143
SANTA YNEZ VALLEY UNION HIGH SCHOOL DISTRICT.....	147
SOLVANG SCHOOL DISTRICT.....	151

VISTA DEL MAR UNION SCHOOL DISTRICT.....155

SPECIAL DISTRICT OFFICES

ISLA VISTA RECREATION AND PARK DISTRICT.....159

VANDENBERG VILLAGE COMMUNITY SERVICES DISTRICT.....163

STATE PROPOSITIONS 155 - 167167

LOCAL MEASURES J92 - L92, N92 - P92.....199

VOTER REGISTRATION RECAPE

CERTIFICATE TO RESULT OF CANVASSF

PRECINCT CONSOLIDATIONS
GENERAL ELECTION - NOVEMBER 3, 1992

VOTING PRECINCT		REGULAR PRECINCT
1	CCAR 101	01-01
2	CCAR 102	01-02
3	CCAR 103	01-03
4	CCAR 104	01-04
5	CCAR 105	01-05
6	CCAR 106	01-06
7	CCAR 107	01-07
8	CCAR 108	01-08
9	CCAR 109	01-09
10	CCAR 110	01-10
11	CCAR 111	01-11
12	CCAR 112	Mail Ballot 01-12
13	CCAR 113	01-13
14	CARP 301	03-01
15	CARP 302	Mail Ballot 03-02
16	CARP 303	03-03
17	CARP 304	03-04
18	CARP 305	03-05
19	CARP 306	03-06
20	CARP 307	Mail Ballot 03-07
21	SUM 401	04-01
22	MONT 501	05-01
23	MONT 502	05-02
24	MONT 503	05-03

PRECINCT CONSOLIDATIONS
GENERAL ELECTION - NOVEMBER 3, 1992

VOTING PRECINCT		REGULAR PRECINCT
25	MONT 504	05-04
26	MONT 505	05-05
27	MONT 506	05-06
28	MONT 507	05-07
29	MONT 508	05-08
30	MONT 509	05-09
31	MONT 510	Mail Ballot 05-10
32	MONT 511	05-11
33	S.Y. 601	Mail Ballot 06-01
34	S.Y. 602	Mail Ballot 06-02
35	CSPR 701	07-01
36	CSPR 702	07-02
37	CSPR 703	07-03
38	CSPR 704	07-04
39	COSB 801	08-01
40	COSB 901	Mail Ballot 09-01
41	COSB 902	09-02
42	COSB 903	Mail Ballot 09-03
43	COSB 1101	11-01
44	COSB 1102	11-02
45	COSB 1103	11-03
46	COSB 1104	11-04
47	COSB 1105	11-05
48	COSB 1106	11-06



PRECINCT CONSOLIDATIONS
GENERAL ELECTION - NOVEMBER 3, 1992

VOTING PRECINCT	REGULAR PRECINCT
49 COSB 1107	11-07
50 COSB 1108	11-08
51 COSB 1109	11-09
52 COSB 1110	11-10
53 COSB 1111	11-11
54 COSB 1112	11-12
55 COSB 1113	11-13
56 COSB 1114	11-14
57 COSB 1115	11-15
58 COSB 1116	11-16
59 COSB 1301	13-01
60 COSB 1302	13-02
61 COSB 1303	13-03
62 COSB 1304	13-04
63 COSB 1305	13-05
64 COSB 1306	13-06
65 COSB 1307	13-07
66 COSB 1308	13-08
67 COSB 1309	13-09
68 COSB 1310	13-10
69 COSB 1311	13-11
70 COSB 1312	13-12
71 COSB 1313	13-13
72 COSB 1314	13-14

PRECINCT CONSOLIDATIONS
GENERAL ELECTION - NOVEMBER 3, 1992

VOTING PRECINCT	REGULAR PRECINCT
73 COSB 1401	14-01
74 COSB 1501	15-01
75 MISS 1601	16-01
76 MISS 1701	17-01
77 MISS 1702	17-02
78 COSB 1901	19-01
79 COSB 1902	19-02
80 COSB 1903	19-03
81 COSB 1904	19-04
82 COSB 1905	19-05
83 COSB 1906	19-06
84 COSB 1907	19-07
85 COSB 1908	19-08
86 COSB 1909	19-09
87 COSB 1910	19-10
88 COSB 1911	19-11
89 COSB 1912	19-12
90 COSB 1913	19-13
91 COSB 1914	19-14
92 COSB 1915	19-15
93 COSB 1916	19-16
94 COSB 1917	19-17
95 COSB 1918	19-18

PRECINCT CONSOLIDATIONS
GENERAL ELECTION - NOVEMBER 3, 1992

VOTING PRECINCT		REGULAR PRECINCT
96	COSB 1919	19-19
97	COSB 1920	19-20
98	COSB 1921	19-21
99	COSB 1922	19-22
100	COSB 1923	19-23
101	COSB 1924	19-24
102	COSB 2101	21-01
103	COSB 2102	21-02
104	COSB 2103	21-03
105	COSB 2104	21-04
106	COSB 2105	21-05
107	MESA 2201	22-01
	Mail Ballot	
108	MESA 2202	22-02
109	COSB 2301	23-01
110	COSB 2302	23-02
111	COSB 2303	23-03
112	COSB 2304	23-04
113	COSB 2305	23-05
114	COSB 2306	23-06
115	COSB 2501	25-01
116	COSB 2502	25-02
117	COSB 2503	25-03
118	COSB 2504	25-04
119	COSB 2505	25-05

PRECINCT CONSOLIDATIONS
GENERAL ELECTION - NOVEMBER 3, 1992

VOTING PRECINCT		REGULAR PRECINCT
120	COSB 2506	25-06
121	HOPE 2701	27-01
122	HOPE 2702	27-02
123	HOPE 2703	27-03
124	HOPE 2704	27-04
125	HOPE 2705	27-05
126	GOL 2901	29-01
127	GOL 2902	29-02
128	GOL 2903	29-03
129	GOL 2904	29-04
130	GOL 2905	29-05
131	GOL 2906	29-06
132	GOL 2907	29-07
133	GOL 3101	31-01
134	GOL 3102	31-02
135	GOL 3103	31-03
136	GOL 3104	31-04
137	GOL 3105	31-05
138	GOL 3106	31-06
139	GOL 3107	31-07
140	GOL 3108	31-08
	Mail Ballot	
141	GOL 3109	31-09
142	UCSB 3301	33-01
143	UCSB 3302	33-02

PRECINCT CONSOLIDATIONS
GENERAL ELECTION - NOVEMBER 3, 1992

VOTING PRECINCT	REGULAR PRECINCT
144 UCSB 3303	33-03
145 UCSB 3304	33-04
146 UCSB 3305	33-05
147 UCSB 3306	33-06
148 UCSB 3307	33-07
149 UCSB 3308	33-08
150 I.V. 3401	34-01
151 I.V. 3402	34-02
152 I.V. 3403	34-03
153 I.V. 3404	34-04
154 I.V. 3405	34-05
155 I.V. 3406	34-06
156 I.V. 3407	34-07
157 I.V. 3408	34-08
158 I.V. 3409	34-09
159 I.V. 3410	34-10
160 I.V. 3411	34-11
161 I.V. 3412	34-12
162 I.V. 3413	34-13
163 I.V. 3414	34-14
164 I.V. 3415	34-15
165 I.V. 3416	34-16
166 I.V. 3417	34-17
167 HOPE 3501	35-01

PRECINCT CONSOLIDATIONS
GENERAL ELECTION - NOVEMBER 3, 1992

VOTING PRECINCT		REGULAR PRECINCT
168	HOPE 3502	35-02
169	HOPE 3503	35-03
170	HOPE 3504	35-04
171	HOPE 3505	35-05
172	AIR 3601	36-01
	Mail Ballot	
173	GOL 3701	37-01
174	GOL 3702	37-02
175	GOL 3703	37-03
176	GOL 3704	37-04
177	GOL 3705	37-05
178	GOL 3706	37-06
179	GOL 3707	37-07
180	GOL 3708	37-08
181	GOL 3709	37-09
182	GOL 3710	37-10
183	GOL 3711	37-11
	Mail Ballot	
184	GOL 3712	37-12
185	GOL 3901	39-01
186	GOL 3902	39-02
187	GOL 3903	39-03
188	GOL 3904	39-04
189	GOL 3905	39-05
190	GOL 3906	39-06
191	GOL 3907	39-07

PRECINCT CONSOLIDATIONS
GENERAL ELECTION - NOVEMBER 3, 1992

VOTING PRECINCT		REGULAR PRECINCT
192	GOL 3908	39-08
193	GOL 3909	39-09
194	GOL 3910	39-10
195	GOL 3911	39-11
196	GOL 3912	39-12
197	GOL 3913	39-13
198	GOL 3914	Mail Ballot 39-14
199	GOL 3915	39-15
200	GOL 3916	39-16
201	GOL 3917	Mail Ballot 39-17
202	GOL 3918	39-18
203	GOL 3919	39-19
204	GOL 3920	39-20
205	GOL 3921	39-21
206	GOL 3922	39-22
207	GOL 3923	39-23
208	GOL 3924	39-24
209	GOL 3925	Mail Ballot 39-25
210	GOL 3926	Mail Ballot 39-26
211	CISL 4101	Mail Ballot 41-01
212	PRDS 4201	42-01
213	PRDS 4202	Mail Ballot 42-02
214	S.Y. 4301	43-01
215	S.Y. 4302	43-02

PRECINCT CONSOLIDATIONS
GENERAL ELECTION - NOVEMBER 3, 1992

VOTING PRECINCT		REGULAR PRECINCT
216	S.Y. 4303	43-03
217	S.Y. 4304	43-04
218	S.Y. 4305	43-05
219	S.Y. 4306	43-06
220	STYN 4401	Mail Ballot 44-01
221	STYN 4402	Mail Ballot 44-02
222	STYN 4403	Mail Ballot 44-03
223	LOSO 4501	Mail Ballot 45-01
224	LOSO 4502	45-02
225	BLRD 4701	47-01
226	BLRD 4702	47-02
227	CSOL 4703	47-03
228	SOL 4801	Mail Ballot 48-01
229	SOL 4901	Mail Ballot 49-01
230	SOL 4902	49-02
231	CSOL 4903	49-03
232	SOL 4904	Mail Ballot 49-04
233	CSOL 4905	49-05
234	CSOL 4906	49-06
235	CSOL 4907	49-07
236	CSOL 4908	49-08
237	BLTN 5101	51-01
238	BLTN 5102	51-02
239	BLTN 5103	Mail Ballot 51-03

PRECINCT CONSOLIDATIONS
GENERAL ELECTION - NOVEMBER 3, 1992

VOTING PRECINCT		REGULAR PRECINCT
240	BLTN 5104	51-04
241	BLTN 5105	Mail Ballot 51-05
242	BLTN 5106	51-06
243	BLTN 5107	Mail Ballot 51-07
244	VIST 5201	Mail Ballot 52-01
245	VIST 5202	Mail Ballot 52-02
246	VIST 5301	Mail Ballot 53-01
247	VIST 5302	Mail Ballot 53-02
248	VIST 5501	55-01
249	VIST 5601	Mail Ballot 56-01
250	PUR 5701	Mail Ballot 57-01
251	PUR 5702	Mail Ballot 57-02
252	PUR 5703	57-03
253	PUR 5704	57-04
254	PUR 5705	Mail Ballot 57-05
255	PUR 5706	Mail Ballot 57-06
256	PUR 5707	Mail Ballot 57-07
257	PUR 5708	Mail Ballot 57-08
258	PUR 5709	Mail Ballot 57-09
259	COL 5901	59-01
260	COL 5902	59-02
261	COL 5903	59-03
262	COL 5904	59-04
263	COL 5905	59-05

PRECINCT CONSOLIDATIONS
GENERAL ELECTION - NOVEMBER 3, 1992

VOTING PRECINCT			REGULAR PRECINCT
264	COL	5906	59-06
265	COL	5907	59-07
266	COL	5908	59-08
267	COL	5909	59-09
268	COL	5910	59-10
269	COL	5911	59-11
270	COL	5912	59-12
271	COL	5913	59-13
272	COL	5914	59-14
273	COL	5915	59-15
274	COL	5916	59-16
275	COL	5917	59-17
276	COL	5918	59-18
277	COL	5919	59-19
278	COL	5920	59-20
279	COL	5921	59-21
280	COL	5922	59-22
281	COL	5923	Mail Ballot 59-23
282	COL	5924	59-24
283	COL	59-25	Mail Ballot 59-25
284	COL	6101	Mail Ballot 61-01
285	PUR	6301	63-01
286	PUR	6302	63-02
287	PUR	6303	63-03

PRECINCT CONSOLIDATIONS
GENERAL ELECTION - NOVEMBER 3, 1992

VOTING PRECINCT			REGULAR PRECINCT
288	PUR	6304	63-04
289	PUR	6305	63-05
290	PUR	6306	63-06
291	PUR	6307	63-07
292	PUR	6308	63-08
293	PUR	6309	63-09
294	PUR	6310	Mail Ballot 63-10
295	PUR	6311	Mail Ballot 63-11
296	PUR	6312	63-12
297	PUR	6313	63-13
298	PUR	6314	Mail Ballot 63-14
299	LOSA	6501	65-01
300	LOSA	6502	Mail Ballot 65-02
301	LOSA	6503	Mail Ballot 65-03
302	CAS	6701	Mail Ballot 67-01
303	ORCT	6901	69-01
304	ORCT	6902	69-02
305	ORCT	6903	69-03
306	ORCT	6904	69-04
307	ORCT	6905	Mail Ballot 69-05
308	ORCT	6906	Mail Ballot 69-06
309	ORCT	6907	Mail Ballot 69-07
310	ORCT	6908	69-08
311	ORCT	6909	Mail Ballot 69-09

PRECINCT CONSOLIDATIONS
GENERAL ELECTION - NOVEMBER 3, 1992

VOTING PRECINCT		REGULAR PRECINCT
312	ORCT 6910	69-10
313	ORCT 7101	71-01
314	ORCT 7102	Mail Ballot 71-02
315	ORCT 7103	71-03
316	ORCT 7104	71-04
317	ORCT 7105	71-05
318	ORCT 7106	71-06
319	ORCT 7107	71-07
320	ORCT 7108	71-08
321	ORCT 7109	71-09
322	ORCT 7110	71-10
323	ORCT 7111	71-11
324	ORCT 7112	71-12
325	ORCT 7113	71-13
326	ORCT 7114	71-14
327	ORCT 7115	71-15
328	ORCT 7116	Mail Ballot 71-16
329	ORCT 7117	71-17
330	ORCT 7118	71-18
331	ORCT 7119	71-19
332	ORCT 7120	71-20
333	ORCT 7121	71-21
334	ORCT 7122	71-22
335	ORCT 7123	71-23

PRECINCT CONSOLIDATIONS
GENERAL ELECTION - NOVEMBER 3, 1992


VOTING PRECINCT		REGULAR PRECINCT
336	ORCT 7124	71-24
337	ORCT 7125	71-25
338	S.M. 7301	73-01
339	S.M. 7302	73-02
340	S.M. 7303	73-03
341	S.M. 7304	Mail Ballot 73-04
342	COSM 7601	Mail Ballot 76-01
343	COSM 7602	76-02
344	COSM 7603	76-03
345	COSM 7604	Mail Ballot 76-04
346	COSM 7701	77-01
347	COSM 7702	77-02
348	COSM 7703	77-03
349	COSM 7704	77-04
350	COSM 7705	77-05
351	COSM 7706	77-06
352	COSM 7707	77-07
353	COSM 7708	77-08
354	COSM 7709	77-09
355	COSM 7710	77-10
356	COSM 7711	77-11
357	COSM 7712	77-12
358	COSM 7713	Mail Ballot 77-13
359	COSM 7801	78-01

PRECINCT CONSOLIDATIONS
GENERAL ELECTION - NOVEMBER 3, 1992


VOTING PRECINCT	REGULAR PRECINCT
360 COSM 7802	78-02
361 COSM 7803	78-03
362 COSM 7804	78-04
363 COSM 7805	78-05
364 COSM 7806	78-06
365 COSM 7807	78-07
366 COSM 7808	78-08
367 COSM 7809	78-09
368 COSM 7810	78-10
369 COSM 7811	78-11
370 COSM 7812	78-12
371 COSM 7813	78-13
372 COSM 7814	78-14
373 COSM 7815	78-15
374 COSM 7816	78-16
375 COSM 7817	78-17
376 COSM 7818	78-18
377 COSM 7819	78-19
378 COSM 7820	78-20
379 COSM 7821	78-21
380 COSM 7822	78-22
381 COSM 7823	78-23
382 COSM 7824	78-24
383 COSM 7825	78-25

PRECINCT CONSOLIDATIONS
GENERAL ELECTION - NOVEMBER 3, 1992


VOTING PRECINCT		REGULAR PRECINCT
384	COSM 7826	78-26
385	COSM 7827	78-27
386	S.M. 8101	Mail Ballot 81-01
387	S.M. 8102	Mail Ballot 81-02
388	S.M. 8201	Mail Ballot 82-01
389	BON 8301	Mail Ballot 83-01
390	BON 8501	Mail Ballot 85-01
391	GUAD 8701	Mail Ballot 87-01
392	COG 9101	91-01
393	COG 9102	91-02
394	SISQ 9501	Mail Ballot 95-01
395	SISQ 9502	95-02
396	L.O. 9601	Mail Ballot 96-01
397	L.O. 9602	Mail Ballot 96-02
398	CUY 9701	97-01




MEASURE SUBMITTED TO VOTE OF VOTERS	
CITY	
CITY OF CARPINTERIA SPECIAL TAX MEASURE	
J92 Shall the City of Carpinteria adopt Ordinance No. 475, amending Title 3 of the Carpinteria Municipal Code by adding Chapter 3.18, which would impose a Five Percent (5%) Utility Users Tax to be used for General Fund Purposes?	YES <input type="checkbox"/>
	NO <input type="checkbox"/>



MEASURES SUBMITTED TO VOTE OF VOTERS									
SCHOOL									
SANTA MARIA-BONITA SCHOOL DISTRICT SPECIAL BOND MEASURE									
<p>K92 Shall the Santa Maria-Bonita School District issue \$33,229,000 of bonds, with an interest rate not to exceed the statutory maximum, for:</p> <ol style="list-style-type: none"> 1. Acquisition of school sites; 2. Construction of two Kindergarten through 6th grade schools; 3. Construction of one grades 7-8 school; and 4. Expansion and renovation projects at Arellanes, Bruce and Tunnell Schools. <p>If some of the school facilities listed above are paid for by the State of California, the money saved by the School District will be used for up to \$3.5 million of construction/reconstruction projects at El Camino and Fesler Schools, reroofing projects throughout the District, and relocatable classrooms. The balance of any savings will be used for construction and acquisition of additional school facilities.</p>	<table border="1"> <tr> <td>BONDS</td> <td><input type="checkbox"/></td> </tr> <tr> <td>YES</td> <td><input type="checkbox"/></td> </tr> <tr> <td>BONDS</td> <td><input type="checkbox"/></td> </tr> <tr> <td>NO</td> <td><input type="checkbox"/></td> </tr> </table>	BONDS	<input type="checkbox"/>	YES	<input type="checkbox"/>	BONDS	<input type="checkbox"/>	NO	<input type="checkbox"/>
BONDS	<input type="checkbox"/>								
YES	<input type="checkbox"/>								
BONDS	<input type="checkbox"/>								
NO	<input type="checkbox"/>								



MEASURES SUBMITTED TO VOTE OF VOTERS					
DISTRICT					
COUNTY SERVICE AREA NO. 45 SPECIAL TAX AND APPROPRIATIONS LIMIT					
<p>L92 To increase library services at the Lompoc and the Vandenberg Village Libraries, shall Santa Barbara County be allowed to collect a special tax? The money would:</p> <ul style="list-style-type: none"> * restore lost library hours, services and books; * add more hours at the Lompoc and Village libraries; * buy more books, videos and other materials; * for children, increase help, books and supervision; * provide more family programs and services; * provide modern technology for library users; and * improve maintenance of buildings and equipment. <p>The tax will be collected and used only for libraries in the area served by the Lompoc Library and the Vandenberg Village Library (County Service Area 45). The cost will be no more than \$24.00 per year for a single family home. An apartment complex or a business would pay proportionally more. The tax could be adjusted, if necessary, for inflation each year. The measure will establish the annual spending limit for that service area at \$550,000. The spending limit is legally required before the tax money can be spent.</p>	<table border="1"> <tr> <td>YES</td> <td><input type="checkbox"/></td> </tr> <tr> <td>NO</td> <td><input type="checkbox"/></td> </tr> </table>	YES	<input type="checkbox"/>	NO	<input type="checkbox"/>
YES	<input type="checkbox"/>				
NO	<input type="checkbox"/>				



MEASURE SUBMITTED TO VOTE OF VOTERS					
DISTRICT					
GOLETA WATER DISTRICT					
N92 Shall Ordinance 92-3 of the Goleta Water District be adopted so as to rescind Ordinance 91-2, which presently requires the development of a desalination facility much larger than is required by the District's projected water supply requirements?	<table border="1"><tr><td>YES</td><td><input type="checkbox"/></td></tr><tr><td>NO</td><td><input type="checkbox"/></td></tr></table>	YES	<input type="checkbox"/>	NO	<input type="checkbox"/>
YES	<input type="checkbox"/>				
NO	<input type="checkbox"/>				

DISTRICT

ISLA VISTA RECREATION AND PARK DISTRICT
SPECIAL TAX AND BONDS MEASURE

092 Shall Ordinance No. 1992-1 of the Isla Vista Recreation & Park District (the "District") be adopted authorizing the District to develop, construct, or acquire a community recreation facility (the "Recreation Center"), adopting a special tax to provide funds for that purpose, and approving sale of bonds or otherwise financing this capital outlay project in an amount not exceeding \$2 million to be repaid from District funds plus any additional amount approved by the Board of Directors of the District (the "Board") to be repaid from sources other than District funds?

YES
NO

The purpose of submitting this Ordinance to the voters of the District is to allow the voters to determine whether to authorize a special tax and issuance of general obligation bonds or other capital outlay project financing for a "Recreation Center". If a two-thirds vote in favor of the ordinance is obtained, the Board may levy the special tax and sell general obligation bonds or other capital outlay project financing requiring a two-thirds vote. If a two-thirds vote is not obtained, the Board may consider the vote of the majority as advisory.

The special tax will be levied on the parcels within the District and will not exceed the following rates, as adjusted for changes in cost of living and population:

On dwelling units - \$30.00 per bedroom per year.

On commercial buildings - 7.5 cents per square foot of building area per year.

Dwelling units with a homeowner's exemption will have three (3) bedrooms exempt from tax.

The Board may set a lower rate in year when less revenue is needed, for example, during the planning and public input phase of development.

The District may use funding from the Santa Barbara County Redevelopment Agency (the "RDA") if available. If sufficient funding is not available from the RDA, the District may use special tax funds if adopted, special assessment funds or other means of financing.

MEASURE SUBMITTED TO VOTE OF VOTERS	
DISTRICT	
GUADALUPE PUBLIC CEMETERY DISTRICT APPROPRIATIONS LIMIT INCREASE	
P92 Shall the appropriations limit of the Guadalupe Public Cemetery District be increased for the 1992-93 through 1995-96 fiscal years by \$25,000.00?	YES <input type="checkbox"/>
	NO <input type="checkbox"/>

Voting Area

MEASURES SUBMITTED TO VOTE OF VOTERS	
STATE	
<p>155 1992 SCHOOL FACILITIES BOND ACT. This act provides for a bond issue of nine hundred million dollars (\$900,000,000) to provide capital outlay for construction or improvement of public schools.</p>	<p>YES <input type="checkbox"/></p> <p>NO <input type="checkbox"/></p>
<p>156 PASSENGER RAIL AND CLEAN AIR BOND ACT OF 1992. This act provides for a bond issue of one billion dollars (\$1,000,000,000) to provide funds for acquisition of rights-of-way, capital expenditures, and acquisitions of rolling stock for intercity rail, commuter rail, and rail transit programs.</p>	<p>YES <input type="checkbox"/></p> <p>NO <input type="checkbox"/></p>
<p>157 TOLL ROADS AND HIGHWAYS. LEGISLATIVE CONSTITUTIONAL AMENDMENT. Provides that state toll roads and highways leased to private entities shall become toll free within 35 years. Permits suspension of this provision by two-thirds vote of Legislature. Fiscal Impact: This measure would result in the potential loss of a revenue source for highway maintenance and operations, beginning no earlier than the year 2030. Potential loss could be tens of millions of dollars annually.</p>	<p>YES <input type="checkbox"/></p> <p>NO <input type="checkbox"/></p>
<p>158 OFFICE OF CALIFORNIA ANALYST. LEGISLATIVE CONSTITUTIONAL AMENDMENT. Creates the Office of California Analyst to replace the present Legislative Analyst and exempts costs from the Constitution's Proposition 140 limit on legislative costs. Fiscal Impact: Potential state costs and savings, depending on actions in annual budget process. Net impact is unknown, but probably not significant.</p>	<p>YES <input type="checkbox"/></p> <p>NO <input type="checkbox"/></p>
<p>159 OFFICE OF THE AUDITOR GENERAL. LEGISLATIVE CONSTITUTIONAL AMENDMENT. Establishes the Auditor General as a Constitutional office and excludes audit costs from the Constitution's Proposition 140 limit on legislative costs. Fiscal Impact: Potential state costs and savings from expanded audit activity. Net impact is unknown, but probably not significant.</p>	<p>YES <input type="checkbox"/></p> <p>NO <input type="checkbox"/></p>

MEASURES SUBMITTED TO VOTE OF VOTERS		Voting Area
STATE		
<p>160 PROPERTY TAX EXEMPTION. LEGISLATIVE CONSTITUTIONAL AMENDMENT. Permits Legislature to exempt from property taxation the home of a person (or person's spouse) who died while on active military duty from a service-connected injury or disease. Fiscal Impact: No direct impact. If the Legislature establishes a new exemption, it could reduce local property tax revenues by potentially millions of dollars annually.</p>	<p>YES <input type="checkbox"/></p> <p>NO <input type="checkbox"/></p>	
<p>161 PHYSICIAN-ASSISTED DEATH. TERMINAL CONDITION. INITIATIVE STATUTE. Establishes right of mentally competent adult to request willing physician to assist in dying in the event terminal condition is diagnosed. Declares "not suicide." Physician not liable. Prohibits effect on insurance. Fiscal Impact: Potential costs and savings to state and local government health programs. Net impact is unknown, but probably not significant.</p>	<p>YES <input type="checkbox"/></p> <p>NO <input type="checkbox"/></p>	
<p>162 PUBLIC EMPLOYEES' RETIREMENT SYSTEMS. INITIATIVE CONSTITUTIONAL AMENDMENT. Grants boards of public employee retirement systems sole authority over investments and administration, including actuarial services. Restricts changes to boards. Gives precedence to duty to participants and beneficiaries. Fiscal Impact: Unknown impact on public pension costs from increasing governing boards' authority. Potential public costs from giving priority to providing benefits for members and beneficiaries. Annual actuarial savings of \$1 million to \$3 million to the state's pension system.</p>	<p>YES <input type="checkbox"/></p> <p>NO <input type="checkbox"/></p>	
<p>163 ENDS TAXATION OF CERTAIN FOOD PRODUCTS. INITIATIVE CONSTITUTIONAL AMENDMENT AND STATUTE. Prohibits sales or use taxes on food products exempt from taxation. Exempts candy, bottled water, and snack foods from sales and use taxation. Fiscal Impact: Reduces sales and use tax revenue to the state by \$210 million in 1992-93 and \$330 million annually thereafter. Reduces sales and use tax revenue to local governments by \$70 million in 1992-93 and \$120 million annually thereafter.</p>	<p>YES <input type="checkbox"/></p> <p>NO <input type="checkbox"/></p>	

MEASURES SUBMITTED TO VOTE OF VOTERS		Voting Area
STATE		
<p>164 CONGRESSIONAL TERM LIMITS. INITIATIVE STATUTE. For seats in U.S. Congress, denies ballot access to persons who have already held such office for specified period. Does not count pre-1993 service. Does not restrict "write-in" candidates. Fiscal Impact: No direct fiscal impact. If the measure results in more write-in candidates, counties would incur additional elections-related costs to count write-in votes. These costs probably would not be significant on a statewide basis.</p>	<p>YES <input type="checkbox"/></p> <p>NO <input type="checkbox"/></p>	
<p>165 BUDGET PROCESS. WELFARE. PROCEDURAL AND SUBSTANTIVE CHANGES. INITIATIVE CONSTITUTIONAL AMENDMENT AND STATUTE. Grants Governor constitutional power to reduce certain expenditures to balance budget during "fiscal emergency." Amends statutes to reduce certain benefits in specified welfare programs. Fiscal Impact. Budget: potential state savings or costs up to several hundred million or billions in some years. Welfare: state savings of \$680 million annually, increasing significantly in future; county savings from \$80 million to several hundred million annually.</p>	<p>YES <input type="checkbox"/></p> <p>NO <input type="checkbox"/></p>	
<p>166 BASIC HEALTH CARE COVERAGE. INITIATIVE STATUTE. Requires employers to provide health care coverage for most employees and dependents. Implements as federal law permits. Limits employee contributions. Specifies benefits. Provides employer tax credits. Establishes administrative bodies. Appropriates money. Fiscal Impact: Potential state revenue losses of several hundred million dollars annually coupled with potential savings in the Medi-Cal program of approximately \$250 million annually. Potential county savings of over \$100 million annually. Net fiscal impact is unknown.</p>	<p>YES <input type="checkbox"/></p> <p>NO <input type="checkbox"/></p>	
<p>167 STATE TAXES. INITIATIVE STATUTE. Increases taxes on top personal income taxpayers, corporations, banks, insurance companies, and oil producers. Repeals 1991 sales tax increases. Provides for renters' tax credits. Changes business-owned real property reappraisal rule. Fiscal Impact: Net state gains of \$560 million to \$910 million annually from 1993-94 through 1995-96; thereafter, approximately an additional \$1 billion annually. Net increase in revenues to local governments of \$550 million to \$1.2 billion beginning 1993-94.</p>	<p>YES <input type="checkbox"/></p> <p>NO <input type="checkbox"/></p>	

RESULTS OF THE WRITE-IN VOTES

<u>OFFICE</u>	<u>VOTES RECEIVED</u>
PRESIDENT/VICE PRESIDENT	
WILLIE FELIX CARTER/JOHN ASCHENBACH	0
BO GRITZ/CYRIL W. "CY" MINETT	14
JOHN HEGELIN/MIKE TOMPKINS	43
LYNDON H. LA ROUCHE, JR./JAMES L. BEVEL	1
ISABELL MASTERS/WALTER MASTERS	0
GENE SMITH/LANE NEIHARDT SMITH	0
JAMES WARREN/ESTELLE DE BATES	3
UNITED STATES SENATOR - FULL TERM	
ROBERT L. BELL	0
JOEL BRITTON	0
JOHN CORTESE	0
UNITED STATES SENATOR - SHORT TERM	
JERRY LEON CARROLL	0
JOE R. SWANSON	0
UNITED STATES REPRESENTATIVE IN CONGRESS - 22ND DISTRICT	
RICHARD BIALOSKY	97
UNITED STATES REPRESENTATIVE IN CONGRESS - 23RD DISTRICT	
EDWARD L. DUNBAR, JR.	0
CITY OF LOMPOC - CITY COUNCIL	
GEORGE S. GURCHINOFF, JR.	12

01

PRESIDENTAL GENERAL ELECTION, NOVEMBER 3, 1992

	REGISTRATION	BALLOTS CAST	TURNOUT		PRESIDENT/VICE PRESIDENT DANIELS/TUPAHACHE	DEM CLINTON/GORE	REP BUSH/QUAYLE	LIB MARROU/LORD	IND PEROT/STOCKDALE	AIP PHILLIPS/KNIGHT							
0073-COSB 14-01	905	576	63.6		1	295	152	1	118	0							
0074-COSB 15-01	775	470	60.6		0	215	145	0	96	0							
0075-MISS 16-01	503	316	62.8		0	196	50	2	63	0							
0076-MISS 17-01	745	487	65.4		0	299	96	6	80	0							
0077-MISS 17-02	869	532	61.2		2	324	102	2	97	0							
0078-COSB 19-01	687	417	60.7		0	221	128	0	65	0							
0079-COSB 19-02	1011	561	55.5		2	305	123	6	116	0							
0080-COSB 19-03	877	525	59.9		1	298	114	2	106	0							
0081-COSB 19-04	710	441	62.1		2	227	102	0	104	1							
0082-COSB 19-05	624	349	55.9		0	168	105	0	73	0							
0083-COSB 19-06	1056	643	60.9		2	358	130	7	139	1							
0084-COSB 19-07	704	409	58.1		1	239	95	1	69	0							
0085-COSB 19-08	964	558	57.9		1	324	91	4	125	0							
0086-COSB 19-09	954	493	51.7		2	223	169	3	91	0							
0087-COSB 19-10	901	544	60.4		0	308	113	3	115	0							
0088-COSB 19-11	822	512	62.3		1	278	137	2	89	0							
0089-COSB 19-12	1032	629	60.9		0	368	112	6	137	1							
0090-COSB 19-13	495	296	59.8		0	133	106	0	56	0							
0091-COSB 19-14	902	489	54.2		0	237	153	5	85	0							
0092-COSB 19-15	669	362	54.1		2	248	49	1	57	1							
0093-COSB 19-16	572	347	60.7		1	202	78	1	61	0							
0094-COSB 19-17	906	501	55.3		1	281	100	2	114	0							
0095-COSB 19-18	760	436	57.4		0	280	69	0	81	0							
0096-COSB 19-19	818	510	62.3		2	326	82	1	91	0							
0097-COSB 19-20	803	491	61.1		2	274	100	0	111	1							
0098-COSB 19-21	883	523	59.2		1	300	100	5	114	1							
0099-COSB 19-22	799	462	57.8		1	278	82	0	93	2							
0100-COSB 19-23	544	337	61.9		1	206	65	3	59	0							
0101-COSB 19-24	495	321	64.6		1	183	64	0	69	0							
0102-COSB 21-01	598	388	64.9		3	218	83	4	78	0							
0103-COSB 21-02	578	311	53.8		0	129	100	3	75	0							
0104-COSB 21-03	658	382	58.1		0	188	110	2	73	0							
0105-COSB 21-04	545	357	65.5		3	153	106	0	90	0							
0106-COSB 21-05	504	298	59.1		0	128	141	0	19	0							
0107-MESA 22-01	55	50	90.9		0	12	30	0	8	0							
0108-MESA 22-02	390	276	70.8		1	129	81	2	62	0							
0109-COSB 23-01	634	348	54.9		1	160	121	0	59	0							
0110-COSB 23-02	453	231	51.0		0	111	62	0	56	0							
0111-COSB 23-03	730	441	60.4		3	225	104	2	102	0							
0112-COSB 23-04	696	385	55.3		1	180	123	0	79	0							
0113-COSB 23-05	427	231	54.1		0	78	105	1	47	0							
0114-COSB 23-06	621	368	59.3		0	189	89	0	83	0							
0115-COSB 25-01	575	329	57.2		2	172	80	1	68	0							
0116-COSB 25-02	454	256	56.4		0	137	65	2	50	0							
0117-COSB 25-03	534	306	57.3		1	171	57	1	69	1							
0118-COSB 25-04	1022	591	57.8		1	286	177	5	118	0							
0119-COSB 25-05	782	464	59.3		1	210	150	2	97	2							
0120-COSB 25-06	649	409	63.0		0	199	139	2	65	0							
0121-HOPE 27-01	197	114	57.9		0	54	29	0	30	0							
0122-HOPE 27-02	807	523	64.8		2	270	144	4	100	2							
0123-HOPE 27-03	789	386	48.9		0	175	134	0	71	0							
0124-HOPE 27-04	419	267	63.7		1	115	105	3	37	0							
0125-HOPE 27-05	610	367	60.2		0	167	120	3	73	0							
0126-GOL 29-01	780	476	61.0		1	213	138	2	118	0							
0127-GOL 29-02	838	482	57.5		2	217	152	1	106	1							
0128-GOL 29-03	735	450	61.2		0	212	122	1	108	1							
0129-GOL 29-04	392	209	53.3		1	71	95	0	39	1							
0130-GOL 29-05	790	490	62.0		0	188	165	2	113	0							
0131-GOL 29-06	799	480	60.1		2	242	141	3	85	0							
0132-GOL 29-07	666	430	64.6		2	194	128	0	99	3							
0133-GOL 31-01	505	315	62.4		0	126	106	1	78	0							
0134-GOL 31-02	518	353	68.1		0	168	111	4	65	4							
0135-GOL 31-03	456	300	65.8		0	106	152	0	32	0							
0136-GOL 31-04	802	530	66.1		0	222	197	1	108	0							
0137-GOL 31-05	687	421	61.3		1	172	178	2	66	0							
0138-GOL 31-06	845	539	63.8		0	208	198	1	128	0							
0139-GOL 31-07	466	287	61.6		0	115	107	3	60	0							
0140-GOL 31-08	93	62	66.7		0	47	7	1	7	0							
0141-GOL 31-09	526	343	65.2		0	145	116	0	81	1							
0142-UCSB 33-01	447	298	66.7		1	139	39	1	34	0							
0143-UCSB 33-02	637	394	61.9		1	247	78	2	60	0							
0144-UCSB 33-03	679	424	62.4		0	234	107	3	75	1							

01		PRESIDENTIAL GENERAL ELECTION, NOVEMBER 3, 1992													
	REGISTRATION	BALLOTS CAST	TURNOUT	PRESIDENT/ DANIELS/ TUPAHACHE	VICE PRESIDENT PEP	DEM CLINTON/ GORE	REP BUSH/ QUAYLE	LIB MAROU/ LORD	IND PEROT/ STOCKDALE	AIP PHILLIPS/ KNIGHT					
0217-S.Y. 43-04	362	207	57.2	0	0	57	95	0	55	0					
0218-S.Y. 43-05	529	294	55.6	0	0	58	154	1	81	0					
0219-S.Y. 43-06	140	89	63.6	0	0	21	41	0	26	0					
0220-STYNZ 44-01	2	2	100.0	0	0	0	1	0	1	0					
0221-STYNZ 44-02	68	44	64.7	0	0	23	13	0	8	0					
0222-STYNZ 44-03	7	2	28.6	0	0	2	0	0	0	0					
0223-LOSO 45-01	77	56	72.7	0	0	21	29	0	6	0					
0224-LOSO 45-02	825	542	65.7	0	0	194	207	0	137	0					
0225-BLRD 47-01	568	358	63.0	0	0	91	169	0	96	0					
0226-BLRD 47-02	195	135	69.2	0	0	35	58	1	40	0					
0227-CSOL 47-03	152	90	59.2	1	1	23	52	0	14	0					
0228-SOL 48-01	35	29	82.9	0	0	10	7	0	12	0					
0229-SOL 49-01	82	74	90.2	0	0	24	28	3	19	0					
0230-SOL 49-02	208	123	59.1	0	0	35	55	0	29	0					
0231-CSOL 49-03	972	573	59.0	0	0	185	231	2	152	0					
0232-SOL 49-04	40	27	67.5	0	0	10	8	0	8	0					
0233-CSOL 49-05	225	128	56.9	0	0	52	53	0	22	0					
0234-CSOL 49-06	846	445	52.6	0	0	139	183	0	114	0					
0235-CSOL 49-07	839	498	59.4	0	0	135	233	2	120	0					
0236-CSOL 49-08	123	56	47.2	0	0	9	37	0	10	0					
0237-BLTN 51-01	803	491	61.1	0	0	174	175	4	135	0					
0238-BLTN 51-02	424	230	54.2	0	0	67	91	1	69	0					
0239-BLTN 51-03	82	59	72.0	0	0	4	38	0	16	0					
0240-BLTN 51-04	731	464	63.5	2	2	111	207	1	139	1					
0241-BLTN 51-05	101	62	61.4	0	0	16	32	0	13	0					
0242-BLTN 51-06	140	97	69.6	0	0	18	50	0	29	0					
0243-BLTN 51-07	84	76	90.5	1	1	14	33	1	26	0					
0244-VIST 52-01	10	10	100.0	0	0	5	3	0	2	0					
0245-VIST 52-02	18	17	94.4	0	0	3	4	0	10	0					
0246-VIST 53-01	117	90	76.9	1	1	47	21	0	20	0					
0247-VIST 53-02	0	0	0.0	0	0	0	0	0	0	0					
0248-VIST 55-01	133	62	46.6	0	0	32	14	0	16	0					
0249-VIST 56-01	39	35	89.7	0	0	16	11	0	6	0					
0250-PUR 57-01	1	0	0.0	0	0	0	0	0	0	0					
0251-PUR 57-02	117	95	81.2	0	0	35	39	0	21	0					
0252-PUR 57-03	158	104	65.8	0	0	14	57	1	32	0					
0253-PUR 57-04	1553	688	44.3	0	0	164	329	2	180	1					
0254-PUR 57-05	0	0	0.0	0	0	0	0	0	0	0					
0255-PUR 57-06	46	37	80.4	0	0	4	16	0	17	0					
0256-PUR 57-07	0	0	0.0	0	0	0	0	0	0	0					
0257-PUR 57-08	21	13	61.9	0	0	2	7	0	4	0					
0258-PUR 57-09	0	0	0.0	0	0	0	0	0	0	0					
0259-COL 59-01	558	400	71.7	0	0	136	167	1	91	2					
0260-COL 59-02	896	617	68.9	1	1	206	238	2	169	0					
0261-COL 59-03	653	426	65.2	1	1	173	148	4	95	2					
0262-COL 59-04	623	389	62.4	1	1	137	158	0	84	0					
0263-COL 59-05	931	567	60.9	0	0	235	195	0	132	0					
0264-COL 59-06	659	396	60.1	0	0	157	125	0	109	0					
0265-COL 59-07	618	397	64.2	0	0	188	156	0	80	0					
0266-COL 59-08	778	448	57.6	2	2	172	141	4	122	0					
0267-COL 59-09	709	390	55.0	0	0	186	120	1	75	0					
0268-COL 59-10	778	495	63.6	1	1	197	173	2	112	1					
0269-COL 59-11	597	385	64.5	0	0	153	142	0	87	0					
0270-COL 59-12	1015	676	66.6	0	0	262	227	1	177	1					
0271-COL 59-13	597	369	61.8	0	0	167	102	0	96	1					
0272-COL 59-14	429	262	61.1	0	0	112	85	1	62	1					
0273-COL 59-15	805	477	59.3	0	0	203	162	0	104	1					
0274-COL 59-16	490	346	70.6	0	0	127	123	0	94	0					
0275-COL 59-17	778	512	65.8	0	0	201	177	4	128	0					
0276-COL 59-18	938	628	67.0	0	0	223	227	2	168	0					
0277-COL 59-19	675	368	54.5	2	2	151	100	0	109	0					
0278-COL 59-20	730	466	63.8	0	0	194	165	1	100	2					
0279-COL 59-21	481	320	66.5	0	0	100	149	0	69	0					
0280-COL 59-22	814	540	66.3	0	0	199	172	2	167	0					
0281-COL 59-23	0	0	0.0	0	0	0	0	0	0	0					
0282-COL 59-24	917	585	63.8	2	2	168	229	3	178	1					
0283-COL 59-25	2	1	50.0	0	0	0	1	0	0	0					
0284-COL 61-01	142	91	64.1	0	0	28	37	1	23	0					
0285-PUR 63-01	472	321	68.0	0	0	117	118	0	84	0					
0286-PUR 63-02	489	351	71.8	0	0	110	156	1	81	0					
0287-PUR 63-03	638	398	62.4	0	0	128	173	1	93	0					
0288-PUR 63-04	822	578	70.3	0	0	168	172	2	123	0					

01		PRESIDENTIAL GENERAL ELECTION, NOVEMBER 3, 1992													
	REGISTRATION	BALLOTS CAST	TURNOUT	PRESIDENT/VICE PRESIDENT	DANIELS/TUPAHACHE	PF P	DEM	REP	LIB	IND	AIP				
					CLINTON/GORE	BUSH/QUAYLE	MARROU/LORD	PEROT/STOCKDALE	PHILLIPS/KNIGHT						
0361-COSH 78-03	876	516	58.9	0	183	201	1	120	0	0	0				
0362-COSH 78-04	670	427	63.7	2	135	142	1	119	0	0	0				
0363-COSH 78-05	622	390	62.7	1	143	137	1	103	0	0	0				
0364-COSH 78-06	592	360	60.8	0	89	186	1	82	0	0	0				
0365-COSH 78-07	366	186	50.8	0	74	71	1	39	0	0	0				
0366-COSH 78-08	555	282	50.8	1	99	105	1	70	0	0	0				
0367-COSH 78-09	324	189	58.0	0	63	76	1	46	0	0	0				
0368-COSH 78-10	605	340	56.2	1	87	161	2	88	0	0	0				
0369-COSH 78-11	715	420	58.7	0	133	185	2	99	0	0	0				
0370-COSH 78-12	580	306	52.8	0	132	114	0	57	0	0	0				
0371-COSH 78-13	892	507	56.8	0	126	247	1	124	2	2	0				
0372-COSH 78-14	527	300	56.9	0	109	116	0	69	0	0	0				
0373-COSH 78-15	670	412	61.5	0	141	179	0	90	0	0	0				
0374-COSH 78-16	671	389	58.0	0	130	164	0	88	0	0	0				
0375-COSH 78-17	546	336	61.5	0	84	175	0	75	0	0	0				
0376-COSH 78-18	538	362	67.3	1	113	160	2	82	0	0	0				
0377-COSH 78-19	887	553	62.3	1	168	236	0	142	0	0	0				
0378-COSH 78-20	410	257	62.7	0	80	118	0	56	0	0	0				
0379-COSH 78-21	663	391	59.0	0	114	195	2	79	0	0	0				
0380-COSH 78-22	521	308	59.1	0	102	142	3	56	2	2	0				
0381-COSH 78-23	364	208	57.1	0	65	82	0	60	1	1	0				
0382-COSH 78-24	762	465	61.0	0	147	191	2	116	0	0	0				
0383-COSH 78-25	368	177	48.1	0	98	48	0	25	0	0	0				
0384-COSH 78-26	854	493	57.7	1	185	176	2	124	1	1	0				
0385-COSH 78-27	869	507	58.3	0	242	136	0	122	0	0	0				
0386-S.M. 81-01	48	30	62.5	0	2	22	0	6	0	0	0				
0387-S.M. 81-02	56	34	60.7	0	9	22	0	2	0	0	0				
0388-S.M. 82-01	6	6	100.0	0	1	5	0	0	0	0	0				
0389-BON 83-01	33	26	78.8	0	9	15	0	2	0	0	0				
0390-BON 85-01	23	14	60.9	0	3	9	0	2	0	0	0				
0391-GUAD 87-01	76	50	65.8	0	12	30	0	6	0	0	0				
0392-COG 91-01	790	478	60.5	1	222	151	1	85	1	1	0				
0393-COG 91-02	662	357	53.9	2	197	84	0	59	0	0	0				
0394-SISQ 95-01	117	95	81.2	0	28	48	1	17	0	0	0				
0395-SISQ 95-02	360	193	53.6	0	63	78	0	48	0	0	0				
0396-L D 96-01	0	0	0.0	0	0	0	0	0	0	0	0				
0397-L D 96-02	0	0	0.0	0	0	0	0	0	0	0	0				
0398-CUY 97-01	456	288	63.2	0	55	174	0	58	0	0	0				
ABSENTEE TOTALS	209998	36566	17.4	37	13060	15909	134	6932	37						
GRAND TOTALS	209998	164705	78.4	257	69215	57375	607	35105	136						

PRESIDENTIAL GENERAL ELECTION, NOVEMBER 3, 1992

***GRAND TOTALS
02

	REGISTRATION	BALLOTS CAST	TURNOUT	UNITED STATES SENATOR 6 YEAR TERM GENEVIEVE TORRES	PPF BARBARA BOXER	DEM JUNE R. GENIS	LIB JEROME MC CREADY	AIP BRUCE HERCHENSOHN	REP	UNITED STATES SENATOR 2 YEAR TERM GERALD HORNE	PPF DIANNE FEINSTEIN	DEM JOHN SEYMOUR	REP RICHARD B. BODDIE	LIB PAUL MEEUWENBERG	AIP
SANTA BARBARA COUNTY	209998	164705	78.4	5444	70998	2673	5486	72793		5386	77900	67043	3101	3535	
22ND CONGRESSIONAL	202750	158943	78.4	5162	68313	2581	5301	70526		5234	74936	64886	2973	3431	
23RD CONGRESSIONAL	7248	5762	79.5	262	2685	92	185	2267		152	2964	2157	128	104	
18TH STATE SENATORIAL	209998	164705	78.4	5444	70998	2673	5486	72793		5386	77900	67043	3101	3535	
33RD STATE ASSEMBLY	71372	55509	77.8	1767	17028	925	2585	30976		1266	20827	28085	1273	1779	
35TH STATE ASSEMBLY	138626	109196	78.8	3677	53970	1748	2901	41817		4120	57073	38958	1628	1756	
1ST SUPERVISORIAL	44023	33537	76.2	1258	17487	559	858	11910		996	18673	11061	547	485	
2ND SUPERVISORIAL	50570	40934	80.9	1286	19778	653	1134	16339		1092	21692	14974	672	670	
3RD SUPERVISORIAL	46002	36271	78.8	1192	17258	581	991	14320		2043	17372	13631	649	656	
4TH SUPERVISORIAL	38438	30474	79.3	872	9230	543	1468	17289		700	11237	15753	733	964	
5TH SUPERVISORIAL	30965	23489	75.9	836	7245	337	1035	12935		535	8926	11624	500	760	
CARPINTERIA	7199	5768	80.1	279	2690	95	204	2240		149	2986	2128	122	115	
GUADALUPE	1452	1019	70.2	79	463	14	39	359		34	550	306	18	44	
LOMPOC	16613	12849	77.3	451	4625	256	704	6283		363	5437	5740	360	449	
SANTA BARBARA	53749	41135	76.5	1529	22464	696	1075	13601		1315	24000	12417	681	623	
SANTA MARIA	25023	18919	75.6	670	5918	273	854	10292		426	7269	9284	415	590	
SOLVANG	3157	2559	81.1	77	788	22	74	1490		65	968	1320	32	51	
PROPOSED GOLETA INCORPO	25537	20697	81.0	659	9944	351	609	8114		772	10522	7686	385	386	
BUELLTON	1958	1571	80.2	63	511	27	69	831		33	626	735	32	44	
PROPOSED MONTECITO INCO	6237	4942	79.2	94	1911	72	99	2552		60	2138	2353	73	57	
UNINCORPORATED AREA	69073	55246	80.0	1543	21684	867	1759	27031		2169	23404	25074	983	1176	

***ABSENTEE TOTALS 02		PRESIDENTIAL GENERAL ELECTION, NOVEMBER 3, 1992													
	REGISTRATION	BALLOTS CAST	TURNOUT	UNITED STATES SENATOR 6 YEAR TERM GENEVIEVE TORRES	DEM BARBARA BOXER	LIB JUNE R. GENIS	AIP JEROME MC CREADY	REP BRUCE HERCHENSOHN		UNITED STATES SENATOR 2 YEAR TERM GERALD HORNE	DEM DIANNE FEINSTEIN	REP JOHN SEYMOUR	LIB RICHARD B. BODDIE	AIP PAUL MEEUWENBERG	
SANTA BARBARA COUNTY	209998	36566	17.4	875	12686	509	930	20206		689	14772	18362	624	684	
22ND CONGRESSIONAL	202750	35559	17.5	840	12250	502	906	19734		668	14286	17933	609	665	
23RD CONGRESSIONAL	7248	1007	13.9	35	436	7	24	472		21	486	429	15	19	
18TH STATE SENATORIAL	209998	36566	17.4	875	12686	509	930	20206		689	14772	18362	624	684	
33RD STATE ASSEMBLY	71372	12138	17.0	278	3070	174	392	7825		198	3930	7042	253	330	
35TH STATE ASSEMBLY	136626	24428	17.6	597	9616	335	538	12381		491	10842	11320	371	354	
1ST SUPERVISORIAL	44023	7559	17.2	221	3224	115	143	3567		158	3578	3296	105	101	
2ND SUPERVISORIAL	50570	10744	21.2	244	4231	146	258	5441		188	4794	4990	161	162	
3RD SUPERVISORIAL	46002	6432	14.0	134	2244	82	147	3561		148	2573	3214	113	103	
4TH SUPERVISORIAL	38438	6350	16.5	133	1585	105	197	4143		106	1990	3753	137	167	
5TH SUPERVISORIAL	30965	5481	17.7	143	1402	61	185	3494		89	1837	3109	108	151	
CARPINTERIA	7199	1013	14.1	35	439	8	32	464		21	495	420	15	23	
GUADALUPE	1452	184	12.7	20	64	1	9	81		7	81	69	7	10	
LOMPOC	16613	2298	13.8	57	738	36	90	1298		51	884	1174	57	60	
SANTA BARBARA	53749	10163	18.9	289	4464	157	227	4631		202	4988	4213	151	148	
SANTA MARIA	25023	4520	18.1	114	1172	50	157	2862		72	1550	2532	88	120	
SOLVANG	3157	767	24.3	17	213	6	11	484		14	272	419	5	15	
PROPOSED GOLETA INCORPO	25537	4330	17.0	94	1659	56	111	2228		101	1875	2037	75	64	
BUELLTON	1958	386	19.7	9	130	3	10	219		8	154	185	7	9	
PROPOSED MONTECITO INCO	6237	1374	22.0	27	472	14	20	787		14	537	731	20	19	
UNINCORPORATED AREA	69073	11531	16.7	213	3335	178	263	7152		199	3936	6582	199	216	

PRESIDENTIAL GENERAL ELECTION, NOVEMBER 3, 1992

REGISTRATION	BALLOTS CAST	TURNOUT	UNITED STATES SENATOR 6 YEAR TERM			LIB	AIP	REP	UNITED STATES SENATOR 2 YEAR TERM			LIB	AIP
			GENEVIEVE TORRES	BARBARA BOXER	JUNE R. GENIS				GERALD HORNE	DIANNE FEINSTEIN	JOHN SEYMOUR		
0001-CCAR 01-01	565	374	66.2	13	186	9	13	129	6	207	113	14	9
0002-CCAR 01-02	616	571	70.0	35	245	2	14	242	11	271	248	9	6
0003-CCAR 01-03	559	352	63.0	27	181	8	17	103	16	210	87	15	7
0004-CCAR 01-04	537	365	68.0	19	158	10	11	153	13	183	138	12	8
0005-CCAR 01-05	737	458	62.1	21	218	6	23	166	14	241	154	6	11
0006-CCAR 01-06	977	662	67.8	29	300	17	19	255	19	332	252	11	15
0007-CCAR 01-07	571	353	61.8	23	190	9	14	98	7	220	88	12	6
0008-CCAR 01-08	728	506	69.5	20	200	5	13	253	14	205	248	11	4
0009-CCAR 01-09	359	256	71.3	18	124	6	7	90	7	138	86	9	4
0010-CCAR 01-10	393	268	68.2	18	145	3	13	79	5	154	87	3	9
0011-CCAR 01-11	556	319	57.4	18	182	2	9	98	13	193	97	3	4
0012-CCAR 01-12	0	3	300.0	0	3	0	0	0	0	2	1	0	0
0013-CCAR 01-13	401	268	66.8	3	119	5	19	110	3	135	107	2	9
0014-CARP 03-01	240	139	57.9	4	65	3	3	61	2	69	60	5	1
0015-CARP 03-02	0	2	200.0	0	2	0	0	0	0	2	0	0	0
0016-CARP 03-03	659	392	59.5	11	171	1	10	189	4	190	173	4	7
0017-CARP 03-04	183	120	65.6	2	54	0	3	59	4	52	59	3	1
0018-CARP 03-05	747	507	67.9	11	270	12	19	175	17	276	169	7	8
0019-CARP 03-06	566	365	64.6	11	190	6	13	130	9	200	136	4	4
0020-CARP 03-07	27	12	44.4	0	1	0	2	9	0	3	9	0	0
0021-SUM 04-01	1010	658	65.1	19	393	10	28	185	25	413	180	10	14
0022-MONT 05-01	539	300	55.7	7	130	7	9	138	1	141	140	5	4
0023-MONT 05-02	559	324	58.0	4	116	3	8	184	4	148	155	1	3
0024-MONT 05-03	453	254	56.1	3	103	4	2	133	5	113	122	3	2
0025-MONT 05-04	560	340	60.7	7	149	12	4	155	7	159	142	13	3
0026-MONT 05-05	677	379	56.0	7	147	7	8	190	6	167	179	2	3
0027-MONT 05-06	534	311	58.2	7	147	4	10	136	1	178	115	3	6
0028-MONT 05-07	371	216	58.2	2	90	1	2	111	2	106	97	3	0
0029-MONT 05-08	700	430	61.4	10	202	10	11	187	5	235	161	4	6
0030-MONT 05-09	438	275	62.8	8	152	5	8	84	4	170	82	3	2
0031-MONT 05-10	2	2	100.0	0	0	0	0	2	0	0	2	0	0
0032-MONT 05-11	277	143	51.6	0	47	2	3	82	1	46	79	2	2
0033-S.Y. 06-01	3	1	33.3	0	1	0	0	0	0	1	0	0	0
0034-S.Y. 06-02	4	2	50.0	0	1	1	0	0	0	1	0	1	0
0035-CSPR 07-01	586	366	62.5	22	212	8	5	105	12	231	96	8	2
0036-CSPR 07-02	1029	508	49.4	6	58	2	6	396	12	52	375	5	4
0037-CSPR 07-03	684	414	60.5	9	208	4	13	169	5	227	147	5	5
0038-CSPR 07-04	428	252	58.9	4	109	4	5	117	2	120	105	8	3
0039-COSB 08-01	136	61	44.9	5	27	0	1	23	3	31	22	1	2
0040-COSB 09-01	24	21	87.5	0	12	0	1	8	0	15	5	0	1
0041-COSB 09-02	131	69	52.7	1	36	2	0	30	0	39	28	0	0
0042-COSB 09-03	9	9	100.0	0	3	0	1	4	0	3	4	0	2
0043-COSB 11-01	468	276	59.0	10	139	6	8	102	5	155	101	4	4
0044-COSB 11-02	955	545	57.1	26	348	7	13	135	25	352	119	11	15
0045-COSB 11-03	842	471	55.9	28	274	13	23	111	19	271	115	9	18
0046-COSB 11-04	689	366	53.1	4	165	9	8	162	2	176	165	4	2
0047-COSB 11-05	634	344	54.3	8	167	5	5	147	9	172	142	6	2
0048-COSB 11-06	780	350	44.9	22	223	4	11	70	15	241	61	4	5
0049-COSB 11-07	695	394	56.7	24	252	2	11	72	17	264	71	2	3
0050-COSB 11-08	825	459	55.6	29	303	8	14	80	20	322	75	9	7
0051-COSB 11-09	852	474	55.6	34	330	9	11	71	19	336	66	12	4
0052-COSB 11-10	697	330	47.3	17	188	5	10	90	15	195	70	5	7
0053-COSB 11-11	696	339	48.7	29	204	5	14	67	23	215	57	6	8
0054-COSB 11-12	607	312	51.4	23	217	2	5	53	16	230	40	7	3
0055-COSB 11-13	902	525	58.2	19	331	8	14	132	19	351	119	7	11
0056-COSB 11-14	583	359	61.6	13	227	2	3	104	13	223	98	3	1
0057-COSB 11-15	788	399	50.6	10	204	10	9	146	8	227	146	5	1
0058-COSB 11-16	905	559	61.8	22	293	12	11	200	18	318	172	10	8
0059-COSB 13-01	812	369	45.4	20	246	5	9	69	25	243	52	7	5
0060-COSB 13-02	851	468	55.0	22	297	7	26	72	32	305	62	11	10
0061-COSB 13-03	811	461	56.9	27	318	9	12	99	29	319	83	7	12
0062-COSB 13-04	857	537	62.7	25	363	13	8	106	32	379	76	10	5
0063-COSB 13-05	620	354	57.1	20	220	12	7	82	24	209	73	11	10
0064-COSB 13-06	749	426	56.9	12	271	15	13	90	20	269	94	11	6
0065-COSB 13-07	770	499	64.8	20	346	6	10	94	17	350	95	6	5
0066-COSB 13-08	665	399	60.0	10	259	3	6	106	8	264	92	5	7
0067-COSB 13-09	836	495	59.2	15	339	14	5	99	16	356	91	6	6
0068-COSB 13-10	734	459	62.5	18	275	10	18	115	22	287	108	7	8
0069-COSB 13-11	542	262	48.3	15	174	2	12	52	20	167	53	3	5
0070-COSB 13-12	758	428	56.5	34	265	8	12	80	23	270	77	9	8
0071-COSB 13-13	517	317	61.3	13	189	5	9	81	12	214	75	1	4
0072-COSB 13-14	881	519	58.9	12	268	6	13	202	10	264	181	9	4

PRESIDENTIAL GENERAL ELECTION, NOVEMBER 3, 1992

02

	REGISTRATION	BALLOTS CAST	TURNOUT	UNITED STATES SENATOR 6 YEAR TERM GENEVIEVE TORRES	PPF	DEM BARBARA BOXER	LIB JUNE R. GENIS	AIP JEROME MC CREADY	REP BRUCE HERCHENSOHN	UNITED STATES SENATOR 2 YEAR TERM GERALD HORNE	PPF	DEM DIANNE FEINSTEIN	REP JOHN SEYMOUR	LIB RICHARD B. BODDIE	AIP PAUL MEEUWENBERG
0073-COSB 14-01	905	576	63.6	14	315	9	13	207	12	342	178	14	10		
0074-COSB 15-01	775	470	60.6	16	220	5	8	199	10	256	167	11	6		
0075-MISS 16-01	503	316	62.8	11	216	2	5	75	7	236	60	1	4		
0076-MISS 17-01	745	487	65.4	10	309	7	10	129	10	311	118	14	4		
0077-MISS 17-02	869	532	61.2	8	353	6	7	139	16	358	120	5	3		
0078-COSB 19-01	687	417	60.7	12	217	3	18	152	10	247	141	2	4		
0079-COSB 19-02	1011	561	55.5	15	314	10	14	177	21	346	149	8	5		
0080-COSB 19-03	877	525	59.9	23	314	10	10	143	19	329	136	7	6		
0081-COSB 19-04	710	441	62.1	20	250	5	15	134	18	268	132	5	6		
0082-COSB 19-05	624	349	55.9	8	179	6	9	128	14	191	115	7	4		
0083-COSB 19-06	1056	643	60.9	33	374	21	14	169	28	401	152	15	8		
0084-COSB 19-07	704	409	58.1	13	245	8	10	124	9	257	117	10	5		
0085-COSB 19-08	964	558	57.9	18	351	9	17	130	21	357	122	11	13		
0086-COSB 19-09	954	493	51.7	14	228	7	13	208	16	246	197	6	4		
0087-COSB 19-10	901	544	60.4	21	353	8	13	129	19	349	129	9	9		
0088-COSB 19-11	822	512	62.3	11	284	11	12	167	9	317	148	8	9		
0089-COSB 19-12	1032	629	60.9	36	394	17	10	150	29	423	146	12	4		
0090-COSB 19-13	495	296	59.8	3	137	7	11	126	7	152	112	5	4		
0091-COSB 19-14	902	489	54.2	11	244	6	15	184	12	281	159	5	11		
0092-COSB 19-15	669	362	54.1	19	251	5	9	60	15	252	57	7	3		
0093-COSB 19-16	572	347	60.7	14	221	3	9	84	8	221	88	5	7		
0094-COSB 19-17	906	501	55.3	28	304	10	14	132	17	319	122	11	6		
0095-COSB 19-18	760	436	57.4	22	285	5	11	95	17	293	93	7	7		
0096-COSB 19-19	818	510	62.3	26	347	8	13	95	35	361	79	12	4		
0097-COSB 19-20	803	491	61.1	20	300	17	11	123	17	314	126	5	11		
0098-COSB 19-21	883	523	59.2	26	315	10	16	133	24	320	137	15	6		
0099-COSB 19-22	799	462	57.8	20	298	4	12	109	20	294	111	7	8		
0100-COSB 19-23	544	337	61.9	16	219	10	9	64	13	226	62	7	7		
0101-COSB 19-24	495	321	64.8	18	206	2	7	77	13	208	69	7	4		
0102-COSB 21-01	598	388	64.9	21	228	8	11	107	18	244	97	7	2		
0103-COSB 21-02	578	311	53.8	13	138	6	5	136	7	143	136	6	5		
0104-COSB 21-03	658	382	58.1	13	193	4	12	147	11	215	127	5	8		
0105-COSB 21-04	545	357	65.5	9	168	4	14	150	7	176	140	5	6		
0106-COSB 21-05	504	298	59.1	1	115	4	5	154	2	140	124	5	5		
0107-MESA 22-01	55	50	90.9	1	15	0	1	32	0	14	34	0	0		
0108-MESA 22-02	390	276	70.8	11	139	2	8	106	8	141	98	5	10		
0109-COSB 23-01	634	348	54.9	11	156	3	15	136	8	182	123	6	4		
0110-COSB 23-02	453	231	51.0	3	117	3	2	97	4	128	72	8	4		
0111-COSB 23-03	730	441	60.4	10	259	11	13	135	14	278	112	8	9		
0112-COSB 23-04	696	385	55.3	11	191	4	13	150	6	212	146	2	10		
0113-COSB 23-05	427	231	54.1	5	100	0	5	115	4	105	109	2	4		
0114-COSB 23-06	621	368	59.3	11	194	5	14	123	8	224	101	6	14		
0115-COSB 25-01	575	329	57.2	5	181	3	15	111	9	198	102	3	4		
0116-COSB 25-02	454	256	56.4	13	132	6	9	86	3	150	79	5	5		
0117-COSB 25-03	534	306	57.3	7	190	9	16	74	10	194	77	7	4		
0118-COSB 25-04	1022	591	57.8	18	282	18	21	234	15	315	211	16	11		
0119-COSB 25-05	782	464	59.3	16	215	7	23	185	11	250	171	7	7		
0120-COSB 25-06	649	409	63.0	7	203	4	7	177	7	236	145	6	3		
0121-HOPE 27-01	197	114	57.9	5	56	5	1	44	5	65	34	3	2		
0122-HOPE 27-02	807	523	64.8	19	280	10	12	174	15	294	161	13	5		
0123-HOPE 27-03	789	386	48.9	9	158	7	15	176	13	189	143	10	8		
0124-HOPE 27-04	419	267	63.7	10	111	2	17	109	2	134	99	5	10		
0125-HOPE 27-05	610	367	60.2	13	169	8	8	150	7	188	143	8	5		
0126-GOL 29-01	780	476	61.0	16	238	7	11	172	13	248	181	6	8		
0127-GOL 29-02	838	482	57.5	13	220	15	11	201	13	250	182	4	11		
0128-GOL 29-03	735	450	61.2	18	232	4	22	152	21	252	138	6	8		
0129-GOL 29-04	392	209	53.3	7	64	7	8	111	3	90	104	4	2		
0130-GOL 29-05	790	490	62.0	13	197	8	9	247	11	234	216	2	6		
0131-GOL 29-06	799	480	60.1	22	235	10	24	165	33	248	152	13	12		
0132-GOL 29-07	666	430	64.6	14	234	5	16	144	9	236	133	7	14		
0133-GOL 31-01	505	315	62.4	11	142	7	4	136	4	168	126	5	1		
0134-GOL 31-02	518	353	68.1	16	177	12	11	125	11	184	126	13	5		
0135-GOL 31-03	456	300	65.8	4	98	2	16	150	6	124	136	2	5		
0136-GOL 31-04	802	530	66.1	10	229	6	19	243	12	265	216	8	10		
0137-GOL 31-05	687	421	61.3	14	186	2	4	206	7	219	182	1	1		
0138-GOL 31-06	845	539	63.8	11	231	8	7	250	3	267	247	5	2		
0139-GOL 31-07	466	287	61.6	6	112	1	10	143	7	144	123	3	1		
0140-GOL 31-08	93	62	66.7	6	43	1	0	9	5	46	9	2	0		
0141-GOL 31-09	526	343	65.2	12	156	4	6	150	6	177	136	2	8		
0142-UCSB 33-01	447	298	66.7	11	137	1	4	43	19	127	44	4	1		
0143-UCSB 33-02	637	394	61.9	9	254	2	4	95	33	220	91	4	4		
0144-UCSB 33-03	679	424	62.4	15	256	10	11	95	40	200	117	10	7		

PRESIDENTIAL GENERAL ELECTION, NOVEMBER 3, 1992

02

	REGISTRATION	BALLOTS CAST	TURNOUT	UNITED STATES SENATOR 6 YEAR TERM GENEVIEVE TORRES	DEM BARBARA BOXER	LIB JUNE R. GENIS	AIP JEROME MC CREADY	REP BRUCE HERCHENSOHN	UNITED STATES SENATOR 2 YEAR TERM GERALD HORNE	DEM DIANNE FEINSTEIN	REP JOHN SEYMDUR	LIB RICHARD B. BODDIE	AIP PAUL MEEUWENBERG
0145-UCSB 33-04	347	216	62.2	8	147	1	2	34	29	111	46	3	1
0146-UCSB 33-05	1026	736	71.7	29	549	9	10	101	105	495	80	11	6
0147-UCSB 33-06	398	289	72.6	9	218	11	2	35	25	215	31	8	1
0148-UCSB 33-07	566	302	53.4	8	163	4	6	84	15	143	101	7	2
0149-UCSB 33-08	542	366	67.5	8	211	5	9	99	20	173	133	5	2
0150-I.V. 34-01	474	354	74.7	17	244	4	5	55	53	196	76	7	5
0151-I.V. 34-02	537	337	62.8	8	236	7	5	58	44	196	67	7	5
0152-I.V. 34-03	417	310	74.3	16	212	5	8	55	46	174	70	4	2
0153-I.V. 34-04	582	356	61.2	13	230	1	2	74	60	177	74	3	1
0154-I.V. 34-05	456	287	62.9	10	180	3	6	62	45	168	58	3	0
0155-I.V. 34-06	479	327	68.3	13	218	2	4	76	48	180	79	2	2
0156-I.V. 34-07	627	402	64.1	20	229	2	7	113	50	198	116	3	4
0157-I.V. 34-08	577	367	63.6	15	267	1	6	56	37	227	76	2	3
0158-I.V. 34-09	674	520	77.2	27	324	5	13	118	64	287	122	5	4
0159-I.V. 34-10	441	344	78.0	6	251	6	5	60	55	200	66	3	4
0160-I.V. 34-11	350	279	79.7	11	184	2	7	59	54	151	62	2	0
0161-I.V. 34-12	654	426	65.1	18	303	6	7	69	72	246	78	4	4
0162-I.V. 34-13	766	526	68.7	16	346	5	10	97	69	273	135	4	3
0163-I.V. 34-14	786	539	68.6	18	373	2	7	89	70	321	95	7	0
0164-I.V. 34-15	510	393	77.1	15	281	3	4	66	43	247	72	2	5
0165-I.V. 34-16	733	535	73.0	26	385	7	4	90	70	334	96	6	4
0166-I.V. 34-17	590	464	78.6	25	325	6	7	76	78	273	87	4	3
0167-HOPE 35-01	634	359	56.6	4	127	4	8	196	5	143	187	2	1
0168-HOPE 35-02	404	232	57.4	5	89	0	2	131	6	93	122	2	2
0169-HOPE 35-03	501	287	57.3	9	88	8	6	166	7	112	149	5	6
0170-HOPE 35-04	846	496	58.6	10	248	4	10	192	6	276	178	4	9
0171-HOPE 35-05	620	395	63.7	19	176	7	17	149	10	187	161	8	18
0172-AIR 36-01	0	0	0.0	0	0	0	0	0	0	0	0	0	0
0173-GOL 37-01	222	134	60.4	1	54	7	2	63	2	67	58	3	1
0174-GOL 37-02	871	518	59.5	22	280	2	15	175	21	306	155	4	8
0175-GOL 37-03	784	472	60.2	17	219	8	18	178	8	244	177	6	11
0176-GOL 37-04	808	505	62.5	22	268	3	15	177	15	279	164	8	13
0177-GOL 37-05	541	333	61.6	17	169	3	11	124	15	166	121	6	10
0178-GOL 37-06	654	385	58.9	17	177	14	13	147	20	196	141	8	2
0179-GOL 37-07	761	481	63.2	17	214	12	20	188	12	231	173	15	17
0180-GOL 37-08	882	555	62.9	21	323	10	16	159	28	338	142	12	13
0181-GOL 37-09	848	478	56.4	30	265	23	18	111	33	270	110	23	14
0182-GOL 37-10	201	104	51.7	4	69	4	3	19	3	68	22	3	3
0183-GOL 37-11	0	0	0.0	0	0	0	0	0	0	0	0	0	0
0184-GOL 37-12	394	245	62.2	8	102	7	7	112	5	118	107	4	4
0185-GOL 39-01	566	377	66.6	16	190	5	12	133	12	207	130	4	13
0186-GOL 39-02	628	419	66.7	15	162	15	23	179	17	179	174	17	13
0187-GOL 39-03	707	443	62.7	10	176	4	8	201	6	214	186	7	11
0188-GOL 39-04	668	423	63.3	9	173	8	18	186	11	185	187	4	9
0189-GOL 39-05	523	318	60.8	6	120	7	3	174	3	139	165	3	4
0190-GOL 39-06	432	249	57.6	6	119	3	7	104	6	128	99	4	2
0191-GOL 39-07	543	321	59.1	4	101	10	10	169	3	120	159	7	9
0192-GOL 39-08	518	356	68.7	6	133	4	5	201	6	165	163	2	7
0193-GOL 39-09	804	515	64.1	14	233	4	17	216	21	252	197	9	10
0194-GOL 39-10	789	523	66.3	25	276	10	19	169	36	266	173	9	10
0195-GOL 39-11	445	288	64.7	15	150	3	13	97	11	158	95	8	7
0196-GOL 39-12	572	386	67.5	11	194	9	11	152	15	192	142	9	12
0197-GOL 39-13	625	417	66.7	13	191	7	18	164	19	195	174	7	10
0198-GOL 39-14	55	46	83.6	1	14	2	0	26	0	15	30	1	0
0199-GOL 39-15	578	366	63.3	10	205	6	8	120	18	195	122	9	5
0200-GOL 39-16	429	266	62.0	8	103	12	4	130	8	113	125	7	4
0201-GOL 39-17	21	16	76.2	0	8	5	0	3	0	11	3	2	0
0202-GOL 39-18	707	460	65.1	9	237	11	13	161	19	251	150	16	11
0203-GOL 39-19	684	485	70.9	14	290	13	6	141	31	280	146	9	6
0204-GOL 39-20	210	133	63.3	6	87	4	1	27	5	87	31	3	0
0205-GOL 39-21	831	571	68.7	27	346	11	13	147	31	338	148	12	13
0206-GOL 39-22	598	406	67.9	12	289	9	9	76	48	252	79	7	7
0207-GOL 39-23	508	352	69.3	15	234	2	8	92	30	199	87	6	4
0208-GOL 39-24	1077	722	67.0	25	426	11	24	198	27	426	213	11	14
0209-GOL 39-25	34	26	76.5	0	19	0	0	6	0	18	7	0	0
0210-GOL 39-26	98	72	73.5	4	28	3	3	32	3	32	29	3	1
0211-C ISL 41-01	5	3	60.0	0	2	0	0	1	0	3	0	0	0
0212-PRDS 42-01	213	109	51.2	6	54	3	6	40	5	60	41	1	1
0213-PRDS 42-02	1	1	100.0	0	1	0	0	0	0	1	0	0	0
0214-S.Y. 43-01	964	620	64.3	16	219	13	37	314	13	252	289	19	15
0215-S.Y. 43-02	822	510	62.0	15	129	7	14	323	12	152	294	5	19
0216-S.Y. 43-03	734	399	54.4	15	117	14	10	227	4	148	207	11	13

PRESIDENTIAL GENERAL ELECTION, NOVEMBER 3, 1992																
02	REGISTRATION	BALLOTS CAST	TURNOUT	UNITED STATES SENATOR 6 YEAR TERM GENEVIEVE TORRES	DEM BARBARA BOXER	LIB JUNE R. GENIS	AIP JEROME MC CREADY	REP BRUCE HERCHENSOHN	UNITED STATES SENATOR 2 YEAR TERM GERALD HORNE	DEM DIANNE FEINSTEIN	REP JOHN SEYMOUR	LIB RICHARD B. BODDIE	AIP PAUL MEEUWENBERG			
0217-S.Y. 43-04	362	207	57.2	6	67	5	4	116	3	81	107	6	2			
0218-S.Y. 43-05	529	274	51.8	16	75	3	8	185	8	93	169	4	5			
0219-S.Y. 43-06	140	89	63.6	2	23	1	1	58	3	30	41	3	1			
0220-STYNZ 44-01	2	2	100.0	1	0	0	0	1	0	1	1	0	0			
0221-STYNZ 44-02	68	44	64.7	3	20	0	1	16	1	27	14	0	0			
0222-STYNZ 44-03	7	2	28.6	0	2	0	0	0	0	2	0	0	0			
0223-LOSO 45-01	77	56	72.7	0	20	0	1	32	3	21	31	0	0			
0224-LOSO 45-02	825	542	65.7	15	205	7	20	275	11	234	245	10	19			
0225-BLRD 47-01	568	358	63.0	6	116	2	12	215	6	131	201	5	8			
0226-BLRD 47-02	195	135	69.2	9	53	2	5	59	0	59	59	4	7			
0227-CSOL 47-03	152	90	59.2	1	27	0	2	56	1	35	46	0	2			
0228-SOL 48-01	35	29	82.9	1	9	0	2	14	0	13	12	1	3			
0229-SOL 49-01	82	74	90.2	2	27	3	2	37	1	31	33	3	4			
0230-SOL 49-02	208	123	59.1	3	32	5	6	66	0	40	66	5	3			
0231-CSOL 49-03	972	573	59.0	18	190	8	21	309	16	245	264	7	15			
0232-SOL 49-04	40	27	67.5	0	9	1	0	17	0	12	14	0	1			
0233-CSOL 49-05	225	128	56.9	4	45	0	5	69	0	60	60	4	1			
0234-CSOL 49-06	846	445	52.6	16	147	5	21	242	20	167	223	7	6			
0235-CSOL 49-07	839	498	59.4	19	157	2	10	288	12	175	267	9	11			
0236-CSOL 49-08	123	88	71.6	2	9	1	4	42	2	14	41	0	1			
0237-BLTN 51-01	803	491	61.1	18	161	10	25	250	9	176	215	12	14			
0238-BLTN 51-02	424	230	54.2	11	81	3	9	111	4	109	93	3	9			
0239-BLTN 51-03	82	59	72.0	2	7	0	2	44	1	13	42	1	0			
0240-BLTN 51-04	731	464	63.5	25	139	11	25	251	12	167	242	10	12			
0241-BLTN 51-05	101	62	61.4	1	12	0	4	44	1	18	40	1	0			
0242-BLTN 51-06	160	97	60.6	3	28	1	7	55	1	34	52	3	5			
0243-BLTN 51-07	84	76	90.5	3	17	2	0	49	2	29	40	2	2			
0244-VIST 52-01	10	10	100.0	1	6	0	0	3	1	4	5	0	0			
0245-VIST 52-02	18	17	94.4	1	5	0	3	7	1	9	3	0	4			
0246-VIST 53-01	117	90	76.9	3	54	2	2	26	2	56	28	0	3			
0247-VIST 53-02	0	0	0.0	0	0	0	0	0	0	0	0	0	0			
0248-VIST 55-01	133	62	46.6	0	36	4	3	17	1	39	17	3	0			
0249-VIST 56-01	39	35	89.7	3	18	0	0	14	0	19	12	0	0			
0250-PUR 57-01	1	0	0.0	0	0	0	0	0	0	0	0	0	0			
0251-PUR 57-02	117	95	81.2	4	28	3	2	57	1	32	55	3	3			
0252-PUR 57-03	158	104	65.8	2	20	0	7	72	2	27	65	2	4			
0253-PUR 57-04	1553	688	44.3	32	197	13	45	373	27	240	342	22	16			
0254-PUR 57-05	0	0	0.0	0	0	0	0	0	0	0	0	0	0			
0255-PUR 57-06	46	37	80.4	0	10	3	3	20	0	13	19	3	0			
0256-PUR 57-07	0	0	0.0	0	0	0	0	0	0	0	0	0	0			
0257-PUR 57-08	21	13	61.9	2	4	0	0	7	0	5	3	2	3			
0258-PUR 57-09	0	0	0.0	0	0	0	0	0	0	0	0	0	0			
0259-COL 59-01	558	400	71.7	4	135	10	15	222	7	163	196	6	12			
0260-COL 59-02	896	617	68.9	20	203	10	31	326	15	236	302	18	23			
0261-COL 59-03	653	426	65.2	22	165	10	22	184	14	193	168	8	18			
0262-COL 59-04	623	389	62.4	13	132	7	29	192	11	160	185	8	8			
0263-COL 59-05	931	567	60.9	23	238	13	22	252	12	274	238	13	11			
0264-COL 59-06	659	396	60.1	7	179	11	14	172	6	190	155	13	13			
0265-COL 59-07	618	397	64.2	14	131	6	25	209	12	144	200	8	18			
0266-COL 59-08	778	448	57.6	18	168	10	22	210	13	203	189	6	17			
0267-COL 59-09	709	390	55.0	20	170	6	24	152	15	188	152	8	14			
0268-COL 59-10	778	495	63.6	27	187	8	23	226	16	231	191	19	15			
0269-COL 59-11	597	385	64.5	13	143	13	22	180	11	167	161	9	17			
0270-COL 59-12	1015	676	66.6	21	271	13	38	313	16	294	309	16	19			
0271-COL 59-13	597	369	61.8	15	152	6	25	152	14	169	144	9	18			
0272-COL 59-14	429	262	61.1	12	101	5	15	115	7	119	102	9	16			
0273-COL 59-15	805	477	59.3	22	180	12	36	198	12	206	185	24	23			
0274-COL 59-16	490	346	70.6	14	118	6	26	166	8	141	152	14	13			
0275-COL 59-17	778	512	65.8	15	190	9	42	238	17	227	212	18	17			
0276-COL 59-18	938	628	67.0	14	202	10	47	326	15	263	281	23	27			
0277-COL 59-19	675	368	54.5	21	150	11	32	137	20	176	122	14	25			
0278-COL 59-20	730	466	63.8	20	191	11	18	202	18	206	192	13	13			
0279-COL 59-21	481	320	66.5	13	86	3	17	185	9	118	167	5	8			
0280-COL 59-22	814	540	66.3	22	178	15	30	273	19	232	223	25	25			
0281-COL 59-23	0	0	0.0	0	0	0	0	0	0	0	0	0	0			
0282-COL 59-24	917	585	63.8	19	187	14	33	306	23	212	293	14	19			
0283-COL 59-25	2	1	50.0	0	0	0	0	1	0	0	1	0	0			
0284-COL 61-01	142	91	64.1	5	30	1	4	48	2	37	46	3	0			
0285-PUR 63-01	472	321	68.0	10	112	7	14	163	10	141	139	8	10			
0286-PUR 63-02	489	351	71.8	9	108	8	21	190	9	138	175	12	9			
0287-PUR 63-03	638	398	62.4	13	134	6	24	206	10	154	196	12	12			
0288-PUR 63-04	822	535	65.1	13	163	14	23	306	9	199	292	4	12			

PRESIDENTIAL GENERAL ELECTION, NOVEMBER 3, 1992

02

	REGISTRATION	BALLOTS CAST	TURNOUT	UNITED STATES SENATOR 6 YEAR TERM GENEVIEVE TORRES	PFP	DEM	LIB	AIP	REP	UNITED STATES SENATOR 2 YEAR TERM GERALD HORNE	PFP	DEM	REP	LIB	AIP
0289-PUR 63-05	563	367	65.2	8	120	11	18	199	5	133	189	11	11		
0290-PUR 63-06	765	460	60.1	6	127	3	18	285	3	145	279	5	7		
0291-PUR 63-07	649	422	65.0	3	167	13	30	172	15	197	154	11	26		
0292-PUR 63-08	652	419	64.3	16	142	15	27	208	14	173	190	12	20		
0293-PUR 63-09	575	345	60.0	11	114	5	12	194	3	130	182	5	13		
0294-PUR 63-10	40	34	85.0	0	4	1	2	26	0	6	27	0	0		
0295-PUR 63-11	2	2	100.0	0	0	0	0	2	0	0	1	0	0		
0296-PUR 63-12	424	262	61.8	13	78	4	10	143	6	103	126	9	2		
0297-PUR 63-13	449	205	45.7	6	62	1	8	123	2	81	112	3	6		
0298-PUR 63-14	4	2	50.0	0	1	0	0	1	0	1	1	0	0		
0299-LOSA 65-01	600	391	65.2	13	140	3	23	197	15	160	182	6	15		
0300-LOSA 65-02	42	35	83.3	0	3	0	1	30	0	4	31	0	0		
0301-LOSA 65-03	8	4	50.0	0	1	0	0	3	0	1	3	0	0		
0302-CAS 67-01	75	39	52.0	2	15	0	0	21	1	19	16	1	0		
0303-DRCT 69-01	766	490	64.0	12	120	8	28	311	14	151	275	12	25		
0304-DRCT 69-02	839	486	57.9	8	122	4	28	301	10	166	249	11	21		
0305-DRCT 69-03	607	377	62.1	10	116	6	22	208	12	146	181	7	17		
0306-DRCT 69-04	526	324	61.6	11	78	1	27	194	8	103	167	10	17		
0307-DRCT 69-05	10	9	90.0	0	1	0	1	7	0	0	9	0	0		
0308-DRCT 69-06	2	1	50.0	0	0	0	0	1	0	0	1	0	0		
0309-DRCT 69-07	3	3	100.0	0	0	0	0	3	0	0	1	0	2		
0310-DRCT 69-08	312	199	63.8	4	42	1	10	131	2	50	133	1	3		
0311-DRCT 69-09	43	32	74.4	0	10	0	1	21	5	8	21	0	0		
0312-DRCT 69-10	764	470	61.5	11	135	9	21	277	5	159	269	7	17		
0313-DRCT 71-01	440	257	58.4	4	62	1	6	177	3	84	147	7	9		
0314-DRCT 71-02	85	50	58.8	4	20	0	4	18	5	24	17	0	3		
0315-DRCT 71-03	434	267	61.5	2	57	5	12	178	7	75	167	5	3		
0316-DRCT 71-04	556	361	64.9	13	94	6	28	212	8	108	215	12	7		
0317-DRCT 71-05	536	368	68.7	8	96	10	26	224	5	121	205	10	13		
0318-DRCT 71-06	860	518	60.2	9	141	12	25	312	5	194	284	7	15		
0319-DRCT 71-07	797	509	63.9	11	151	11	22	295	16	177	267	9	19		
0320-DRCT 71-08	947	610	64.4	8	158	14	32	386	5	190	374	11	18		
0321-DRCT 71-09	834	504	60.4	13	156	10	21	294	10	190	256	19	11		
0322-DRCT 71-10	878	578	68.1	19	171	9	30	356	15	203	336	13	21		
0323-DRCT 71-11	742	500	67.4	10	113	9	17	335	6	161	289	9	17		
0324-DRCT 71-12	495	315	63.6	5	87	6	9	203	9	126	158	5	8		
0325-DRCT 71-13	534	364	68.2	13	109	3	11	219	7	133	186	14	10		
0326-DRCT 71-14	686	433	63.1	15	132	3	16	249	10	163	233	5	6		
0327-DRCT 71-15	383	234	61.1	4	47	6	10	163	4	50	159	5	12		
0328-DRCT 71-16	0	0	0.0	0	0	0	0	0	0	0	0	0	0		
0329-DRCT 71-17	661	394	59.6	5	93	2	15	271	5	121	247	7	6		
0330-DRCT 71-18	197	128	65.0	5	32	1	8	80	7	39	76	0	5		
0331-DRCT 71-19	475	277	58.3	3	45	3	10	207	0	66	195	4	9		
0332-DRCT 71-20	701	479	68.3	7	132	11	18	297	10	161	264	14	13		
0333-DRCT 71-21	948	644	67.9	21	192	5	28	371	15	242	328	13	20		
0334-DRCT 71-22	643	417	64.9	15	87	7	29	271	12	124	250	8	15		
0335-DRCT 71-23	822	502	61.1	7	144	7	15	310	7	197	251	7	11		
0336-DRCT 71-24	362	235	64.9	7	65	2	6	150	4	87	133	4	3		
0337-DRCT 71-25	602	395	65.6	17	95	5	19	246	9	134	223	6	11		
0338-S.M. 73-01	118	61	51.7	1	17	1	7	32	2	20	34	2	2		
0339-S.M. 73-02	652	403	61.8	18	142	9	21	184	15	171	156	6	15		
0340-S.M. 73-03	172	114	66.3	2	25	2	5	76	0	37	69	1	4		
0341-S.M. 73-04	0	0	0.0	0	0	0	0	0	0	0	0	0	0		
0342-COSH 76-01	68	39	57.4	2	10	2	5	19	4	15	13	0	4		
0343-COSH 76-02	647	416	64.3	9	107	6	18	257	10	141	231	6	9		
0344-COSH 76-03	770	493	64.0	14	140	5	25	293	7	176	270	9	17		
0345-COSH 76-04	0	0	0.0	0	0	0	0	0	0	0	0	0	0		
0346-COSH 77-01	1126	630	56.0	53	284	5	36	201	16	331	194	12	21		
0347-COSH 77-02	517	283	54.7	12	109	8	12	123	13	132	107	7	10		
0348-COSH 77-03	469	252	53.7	18	100	4	13	104	9	125	94	5	4		
0349-COSH 77-04	589	266	45.2	23	99	5	11	112	7	134	90	7	9		
0350-COSH 77-05	518	271	52.3	14	116	5	11	100	7	124	90	8	14		
0351-COSH 77-06	532	260	48.9	10	113	1	15	107	8	129	89	3	13		
0352-COSH 77-07	690	378	54.8	29	164	4	11	154	9	177	156	10	7		
0353-COSH 77-08	434	209	48.2	6	90	3	9	85	7	100	76	6	9		
0354-COSH 77-09	628	376	59.9	7	112	4	18	221	10	134	192	5	16		
0355-COSH 77-10	811	452	55.7	15	153	11	25	221	14	178	199	22	13		
0356-COSH 77-11	157	90	57.3	0	30	0	8	49	0	34	47	2	3		
0357-COSH 77-12	478	291	60.9	8	78	5	17	176	7	93	163	4	13		
0358-COSH 77-13	5	2	40.0	0	0	0	0	2	0	0	0	0	0		
0359-COSH 78-01	657	364	55.4	22	147	7	11	156	12	161	142	9	15		
0360-COSH 78-02	478	246	51.5	13	108	3	8	91	11	129	81	6	5		

PRESIDENTIAL GENERAL ELECTION, NOVEMBER 3, 1992															
02	REGISTRATION	BALLOTS CAST	TURNOUT	UNITED STATES SENATOR 6 YEAR TERM GENEVIEVE TORRES	PPF	DEM	LIB	AIP	REP	UNITED STATES SENATOR 2 YEAR TERM GERALD HORNE	PPF	DEM	REP	LIB	AIP
				BARBARA BOXER	JUNE R. GENIS	JEROME MC CREADY	BRUCE HERCHENSOHN	UNITED STATES SENATOR 2 YEAR TERM DIANNE FEINSTEIN	JOHN SEYMOUR	RICHARD B. BODDIE	PAUL MEEUWENBERG				
0361-COSH 78-03	676	516	58.9	9	172	5	39	270	16	206	233	10	23		
0362-COSH 78-04	670	427	63.7	14	151	7	13	219	14	169	202	11	8		
0363-COSH 78-05	622	390	62.7	9	123	14	21	199	5	154	188	10	11		
0364-COSH 78-06	592	360	60.8	15	89	3	14	216	7	110	211	3	15		
0365-COSH 78-07	366	186	50.8	7	67	1	8	87	8	70	77	3	6		
0366-COSH 78-08	555	282	50.8	15	79	3	15	152	6	104	133	9	14		
0367-COSH 78-09	326	189	58.0	9	63	3	8	97	6	75	86	5	3		
0368-COSH 78-10	605	340	56.2	6	73	8	17	223	10	107	194	11	6		
0369-COSH 78-11	715	420	58.7	14	135	9	17	230	8	149	212	12	17		
0370-COSH 78-12	580	306	52.8	18	121	9	16	130	11	147	121	4	6		
0371-COSH 78-13	892	507	56.8	11	118	7	31	321	5	139	311	12	17		
0372-COSH 78-14	527	300	56.9	6	104	3	6	168	2	112	157	6	8		
0373-COSH 78-15	670	412	61.5	11	124	6	19	222	7	157	204	8	13		
0374-COSH 78-16	671	389	58.0	13	110	3	19	221	16	146	205	3	6		
0375-COSH 78-17	546	336	61.5	6	92	3	9	215	3	109	204	1	5		
0376-COSH 78-18	538	362	67.3	15	110	4	13	200	9	128	179	11	13		
0377-COSH 78-19	887	553	62.3	17	161	11	40	297	10	211	264	15	27		
0378-COSH 78-20	410	257	62.7	14	63	1	9	159	5	90	150	2	3		
0379-COSH 78-21	663	391	59.0	7	121	6	21	220	5	126	230	7	10		
0380-COSH 78-22	521	308	59.1	1	92	2	11	183	1	111	172	5	6		
0381-COSH 78-23	364	208	57.1	11	63	2	14	109	8	67	104	3	12		
0382-COSH 78-24	762	465	61.0	14	127	14	25	265	2	180	224	17	13		
0383-COSH 78-25	368	177	48.1	15	82	1	5	61	8	90	54	7	2		
0384-COSH 78-26	854	493	57.7	16	168	12	24	256	11	206	219	13	20		
0385-COSH 78-27	869	507	58.3	26	176	12	30	239	20	243	182	18	22		
0386-S.M. 81-01	48	30	62.5	0	3	0	0	27	0	6	22	0	1		
0387-S.M. 81-02	56	34	60.7	3	6	0	0	0	0	5	25	0	0		
0388-S.M. 82-01	6	6	100.0	0	0	0	0	6	0	0	5	0	0		
0389-BON 83-01	33	26	78.8	0	3	0	1	21	1	6	17	0	0		
0390-BON 85-01	23	14	60.9	0	5	0	0	9	0	5	9	0	0		
0391-GUAD 87-01	76	50	65.8	1	9	0	0	39	1	13	33	1	1		
0392-COG 91-01	790	478	60.5	33	217	10	13	179	13	251	152	7	23		
0393-COG 91-02	662	357	53.9	26	182	3	17	99	14	218	85	4	11		
0394-SISQ 95-01	117	95	81.2	0	29	2	4	58	3	31	54	3	3		
0395-SISQ 95-02	360	193	53.6	6	53	3	9	115	4	63	100	6	13		
0396-L 0 96-01	0	0	0.0	0	0	0	0	0	0	0	0	0	0		
0397-L 0 96-02	0	0	0.0	0	0	0	0	0	0	0	0	0	0		
0398-CUY 97-01	456	288	63.2	11	46	2	12	202	8	65	176	8	16		
ABSENTEE TOTALS	209998	36566	17.4	875	12686	509	930	20206	689	14772	18362	624	684		
GRAND TOTALS	209998	164705	78.4	5444	70998	2673	5486	72793	5386	77900	67043	3101	3535		

***GRAND TOTALS 03		PRESIDENTIAL GENERAL ELECTION, NOVEMBER 3, 1992													
	REGISTRATION	BALLOTS CAST	TURNOUT		22ND CONGRESSIONAL DISTRICT MINDY LORENZ	REP MICHAEL HUFFINGTON	LIB W. HOWARD DILBECK	DEM GLORIA OCHOA							
SANTA BARBARA COUNTY	202750	158943	78.4		16372	76149	3974	51857							
22ND CONGRESSIONAL	202750	158943	78.4		16372	76149	3974	51857							
18TH STATE SENATORIAL	202750	158943	78.4		16372	76149	3974	51857							
33RD STATE ASSEMBLY	71372	55509	77.8		2783	31070	2029	15505							
35TH STATE ASSEMBLY	131378	103434	78.7		13589	45079	1945	36352							
1ST SUPERVISORIAL	36775	27775	75.5		4259	11126	510	10145							
2ND SUPERVISORIAL	50570	40934	80.9		5209	18784	774	13831							
3RD SUPERVISORIAL	46002	36271	78.8		4242	16002	715	12802							
4TH SUPERVISORIAL	38438	30474	79.3		1648	17531	1072	8143							
5TH SUPERVISORIAL	30965	23489	75.9		1014	12706	903	6936							
CARPINTERIA	401	367	91.5		25	190	8	123							
GUADALUPE	1452	1019	70.2		48	354	29	526							
LOMPOC	16613	12849	77.3		833	6627	498	4131							
SANTA BARBARA	53749	41135	76.5		6396	15992	748	15607							
SANTA MARIA	25023	18919	75.6		826	10149	749	5582							
SOLVANG	3157	2559	81.1		240	1547	45	555							
PROPOSED GOLETA INCORPO	25537	20697	81.0		2225	9356	442	7419							
BUELLTON	1958	1571	80.2		142	873	44	391							
PROPOSED MONTECITO INCD	6237	4942	79.2		536	2677	103	1241							
UNINCORPORATED AREA	68623	54885	80.0		5101	28362	1308	16282							

03	PRESIDENTIAL GENERAL ELECTION, NOVEMBER 3, 1992														
	REGISTRATION	BALLOTS CAST	TURNOUT		22ND CONGRESSIONAL DISTRICT MINDY LORENZ	GRN	REP	LIB	DEM						
					MICHAEL HUFFINGTON		W. HOWARD DILBECK		GLORIA OCHOA						
0375-COSM 78-17	546	336	61.5		13	218	5	73							
0376-COSM 78-18	538	362	67.3		9	198	18	105							
0377-COSM 78-19	887	553	62.3		23	313	11	152							
0378-COSM 78-20	410	257	62.7		13	164	6	62							
0379-COSM 78-21	663	391	59.0		18	242	7	93							
0380-COSM 78-22	521	308	59.1		11	179	9	80							
0381-COSM 78-23	364	208	57.1		15	124	6	49							
0382-COSM 78-24	762	465	61.0		18	259	26	115							
0383-COSM 78-25	368	177	48.1		7	49	5	28							
0384-COSM 78-26	854	493	57.7		40	248	25	147							
0385-COSM 78-27	869	507	58.3		23	239	23	192							
0386-S.M. 81-01	48	30	62.5		0	21	0	5							
0387-S.M. 81-02	56	34	60.7		0	23	0	6							
0388-S.M. 82-01	6	6	100.0		0	4	0	0							
0389-BON 83-01	33	26	78.8		0	18	0	7							
0390-BON 85-01	23	14	60.9		0	10	0	3							
0391-GUAD 87-01	76	50	65.8		3	33	3	8							
0392-COG 91-01	790	478	60.5		21	170	13	234							
0393-COG 91-02	662	357	53.9		22	105	9	206							
0394-SISQ 95-01	117	95	81.2		4	50	6	29							
0395-SISQ 95-02	360	193	53.6		13	118	4	43							
0396-L 0 96-01	0	0	0.0		0	0	0	0							
0397-L 0 96-02	0	0	0.0		0	0	0	0							
0398-CUY 97-01	456	288	63.2		8	188	8	66							
ABSENTEE TOTALS	202750	35559	17.5		2471	20228	785	9829							
GRAND TOTALS	202750	158943	78.4		16372	76149	3974	51857							

***ABSENTEE TOTALS 09	PRESIDENTIAL GENERAL ELECTION, NOVEMBER 3, 1992 CITY OF CARPINTERIA															
	REGISTRATION	BALLOTS CAST	TURNOUT		CITY OF CARPINTERIA CITY COUNCIL SANDY GAGGERO (2)	MARK MARTINEZ	CHIP WULLBRANDT									
SANTA BARBARA COUNTY	7199	1009	14.0		612	484	299									
22ND CONGRESSIONAL	401	99	24.7		63	54	27									
23RD CONGRESSIONAL	6798	910	13.4		549	430	272									
18TH STATE SENATORIAL	7199	1009	14.0		612	484	299									
35TH STATE ASSEMBLY	7199	1009	14.0		612	484	299									
1ST SUPERVISORIAL	7199	1009	14.0		612	484	299									
CARPINTERIA	7199	1009	14.0		612	484	299									

PRESIDENTIAL GENERAL ELECTION, NOVEMBER 3, 1992
CITY OF LOMPOC

11

	REGISTRATION	BALLOTS CAST	TURNOUT		CITY OF LOMPOC MAYOR JIM (J.D.) SMITH	FRANK GWODZ	JOYCE HOWERTON		CITY OF LOMPOC CITY COUNCIL GARY L. PETE JUDGE (2)	GEORGE STILLMAN	DAVID GRILL	MARY LECK LEACH	RODNEY A. IBRAO	BARBARA DAHL	BEN DETTAMANTI	PHIL WILLIS
0259-COL 59-01	558	400	71.7		170	18	197		14	152	96	151	1	100	89	127
0260-COL 59-02	896	616	68.8		277	18	308		27	288	55	242	5	76	158	259
0261-COL 59-03	653	426	65.2		154	15	243		8	191	27	175	5	69	124	151
0262-COL 59-04	623	390	62.6		168	13	193		6	186	23	160	2	58	102	123
0263-COL 59-05	931	567	60.9		203	19	329		21	201	66	252	6	115	141	182
0264-COL 59-06	659	395	59.9		136	18	229		23	135	35	171	3	66	117	123
0265-COL 59-07	618	398	64.4		173	23	190		29	146	33	166	4	71	109	128
0266-COL 59-08	778	448	57.6		168	29	225		27	133	66	138	5	95	131	150
0267-COL 59-09	709	390	55.0		168	16	189		24	151	50	118	7	79	116	95
0268-COL 59-10	778	495	63.6		180	33	261		26	189	45	177	7	81	168	149
0269-COL 59-11	597	387	64.8		145	15	210		17	167	22	151	9	68	119	126
0270-COL 59-12	1015	680	67.0		287	35	347		23	248	98	260	11	107	214	246
0271-COL 59-13	597	370	62.0		130	26	201		16	119	31	144	6	87	105	103
0272-COL 59-14	429	262	61.1		101	16	140		15	76	51	101	5	62	69	83
0273-COL 59-15	805	476	59.1		177	16	246		20	143	54	136	9	141	104	134
0274-COL 59-16	490	346	70.6		176	14	146		16	128	43	116	1	106	65	111
0275-COL 59-17	778	512	65.8		207	23	256		24	193	39	199	7	92	167	150
0276-COL 59-18	938	628	67.0		277	25	316		28	264	48	255	3	118	187	211
0277-COL 59-19	675	368	54.5		142	19	196		35	136	33	110	5	69	92	124
0278-COL 59-20	730	466	63.8		200	19	220		24	171	53	148	7	117	87	135
0279-COL 59-21	481	320	66.5		167	8	132		2	153	43	115	1	55	51	130
0280-COL 59-22	814	541	66.5		220	27	277		30	212	60	198	3	99	147	178
0281-COL 59-23	0	0	0.0		0	0	0		0	0	0	0	0	0	0	0
0282-COL 59-24	917	586	63.9		256	29	274		21	289	55	196	10	155	108	177
0283-COL 59-25	2	1	50.0		1	0	0		0	0	0	0	0	1	0	0
0284-COL 61-01	142	91	64.1		48	7	32		10	24	9	15	0	19	26	47
ABSENTEE TOTALS	16613	2309	13.9		1041	165	1005		99	912	287	753	41	507	618	807
GRAND TOTALS	16613	12868	77.5		5372	648	6362		584	5007	1422	4667	163	2613	3414	4269

###GRAND TOTALS 12	PRESIDENTIAL GENERAL ELECTION, NOVEMBER 3, 1992 CITY OF SANTA MARIA																
	REGISTRATION	BALLOTS CAST	TURNOUT		CITY OF SANTA MARIA MAYOR GEORGE S. HOBBS	DAVID W. CAMMACK		CITY OF SANTA MARIA CITY COUNCIL DAN A. FIRTH	THOMAS B. URBANSKE	ROLAND W. ANDERSON	J. STEPHEN JERGER	TORU MIYOSHI	CHARLES VARNI	FERNANDO CASTILLO			
SANTA BARBARA COUNTY	25023	18846	75.3		12437	5594		5461	9058	2610	2011	6538	4792	1927			
22ND CONGRESSIONAL	25023	18846	75.3		12437	5594		5461	9058	2610	2011	6538	4792	1927			
18TH STATE SENATORIAL	25023	18846	75.3		12437	5594		5461	9058	2610	2011	6538	4792	1927			
33RD STATE ASSEMBLY	25023	18846	75.3		12437	5594		5461	9058	2610	2011	6538	4792	1927			
4TH SUPERVISORIAL	0	0	0.0		0	0		0	0	0	0	0	0	0			
5TH SUPERVISORIAL	25023	18846	75.3		12437	5594		5461	9058	2610	2011	6538	4792	1927			
SANTA MARIA	25023	18846	75.3		12437	5594		5461	9058	2610	2011	6538	4792	1927			

***ABSENTEE TOTALS
12

PRESIDENTIAL GENERAL ELECTION, NOVEMBER 3, 1992
CITY OF SANTA MARIA

	REGISTRATION	BALLOTS CAST	TURNOUT		CITY OF SANTA MARIA MAYOR GEORGE S. HOBBS	DAVID W. CAMMACK		CITY OF SANTA MARIA CITY COUNCIL DAN A. FIRTH (2)	THOMAS B. URBANSKE	ROLAND W. ANDERSON	J. STEPHEN JERGER	TORU MIYOSHI	CHARLES VARNI	FERNANDO CASTILLO			
SANTA BARBARA COUNTY	25023	4454	17.8		3174	1100		1398	2178	606	539	1673	1125	362			
22ND CONGRESSIONAL	25023	4454	17.8		3174	1100		1398	2178	606	539	1673	1125	362			
18TH STATE SENATORIAL	25023	4454	17.8		3174	1100		1398	2178	606	539	1673	1125	362			
33RD STATE ASSEMBLY	25023	4454	17.8		3174	1100		1398	2178	606	539	1673	1125	362			
4TH SUPERVISORIAL	0	0	0.0		0	0		0	0	0	0	0	0	0			
5TH SUPERVISORIAL	25023	4454	17.8		3174	1100		1398	2178	606	539	1673	1125	362			
SANTA MARIA	25023	4454	17.8		3174	1100		1398	2178	606	539	1673	1125	362			

PRESIDENTAL GENERAL ELECTION, NOVEMBER 3, 1992
CITY OF SANTA MARIA

12

	REGISTRATION	BALLOTS CAST	TURNOUT		CITY OF SANTA MARIA MAYOR GEORGE S. HOBBS	DAVID W. CAMMACK		CITY OF SANTA MARIA CITY COUNCIL DAN A. FIRTH (2)	THOMAS B. URBANSKE	ROLAND W. ANDERSON	J. STEPHEN JERGER	TORU MIYOSHI	CHARLES VARNI	FERNANDO CASTILLO			
0342-COSM 76-01	68	39	57.4		21	18		11	15	4	4	13	13	8			
0343-COSM 76-02	647	416	64.3		302	109		164	212	51	32	134	111	29			
0344-COSM 76-03	770	493	64.0		330	146		176	256	56	57	169	124	32			
0345-COSM 76-04	0	0	0.0		0	0		0	0	0	0	0	0	0			
0346-COSM 77-01	1124	628	55.8		310	282		104	264	112	42	221	129	113			
0347-COSM 77-02	517	283	54.7		170	101		78	147	48	22	88	60	36			
0348-COSM 77-03	469	252	53.7		156	85		78	154	31	13	83	43	27			
0349-COSM 77-04	589	266	45.2		128	126		57	117	40	20	86	68	48			
0350-COSM 77-05	518	271	52.3		158	100		45	107	43	24	72	69	46			
0351-COSM 77-06	532	260	48.9		163	89		50	125	23	19	103	44	60			
0352-COSM 77-07	690	378	54.8		198	162		94	180	71	20	117	81	50			
0353-COSM 77-08	434	206	47.5		112	87		37	90	39	16	63	44	35			
0354-COSM 77-09	628	378	60.2		281	86		84	141	77	40	178	111	29			
0355-COSM 77-10	811	452	55.7		289	147		124	193	75	58	140	92	46			
0356-COSM 77-11	157	90	57.3		61	25		41	48	8	5	32	12	8			
0357-COSM 77-12	478	291	60.9		195	83		92	123	33	41	99	90	24			
0358-COSM 77-13	5	2	40.0		2	0		2	2	0	0	0	0	0			
0359-COSM 78-01	657	364	55.4		200	151		84	182	77	37	96	102	58			
0360-COSM 78-02	478	245	51.3		124	112		43	96	37	8	92	71	58			
0361-COSM 78-03	876	517	59.0		346	130		168	241	93	52	153	134	37			
0362-COSM 78-04	670	427	63.7		283	126		133	232	56	39	141	100	38			
0363-COSM 78-05	622	389	62.5		261	113		103	173	53	43	151	99	35			
0364-COSM 78-06	592	360	60.8		242	99		96	192	47	53	130	83	36			
0365-COSM 78-07	366	186	50.8		112	57		52	74	26	13	67	39	23			
0366-COSM 78-08	555	282	50.8		194	79		84	116	46	38	95	59	30			
0367-COSM 78-09	326	189	58.0		118	63		39	87	21	17	75	60	18			
0368-COSM 78-10	605	339	56.0		254	78		122	187	37	38	116	85	26			
0369-COSM 78-11	715	420	58.7		283	120		130	219	43	52	126	120	50			
0370-COSM 78-12	580	303	52.2		170	119		74	144	42	18	100	113	31			
0371-COSM 78-13	892	508	57.0		377	112		176	280	54	58	172	124	28			
0372-COSM 78-14	527	300	56.9		191	83		107	154	27	27	93	88	18			
0373-COSM 78-15	670	411	61.3		254	128		116	161	52	50	123	109	45			
0374-COSM 78-16	671	389	58.0		282	88		116	208	38	56	121	134	29			
0375-COSM 78-17	546	336	61.5		241	78		113	156	64	40	95	111	21			
0376-COSM 78-18	538	362	67.3		244	103		112	179	43	53	118	98	30			
0377-COSM 78-19	887	554	62.5		348	184		143	284	73	63	188	136	68			
0378-COSM 78-20	410	259	63.2		182	67		81	137	28	18	135	44	20			
0379-COSM 78-21	663	389	58.7		269	105		134	179	49	47	141	104	38			
0380-COSM 78-22	521	308	59.1		220	77		105	145	33	40	93	91	22			
0381-COSM 78-23	364	206	57.1		130	68		49	89	32	27	60	72	27			
0382-COSM 78-24	762	465	61.0		337	102		152	255	62	53	156	123	29			
0383-COSM 78-25	368	175	47.6		76	84		27	74	25	14	69	25	36			
0384-COSM 78-26	854	495	58.0		327	141		141	209	58	56	176	145	60			
0385-COSM 78-27	869	507	58.3		302	181		126	253	77	49	165	110	63			
ABSENTEE TOTALS	25023	4454	17.8		3174	1100		1398	2178	606	539	1673	1125	362			
GRAND TOTALS	25023	18846	75.3		12437	5594		5461	9058	2610	2011	6538	4792	1927			

PRESIDENTIAL GENERAL ELECTION, NOVEMBER 3, 1992 CITY OF SANTA MARIA												
13	REGISTRATION	BALLOTS CAST	TURNOUT	CITY OF SANTA MARIA CITY CLERK JANET KALLAND	CITY OF SANTA MARIA TREASURER ROGER G. BUNCH	TERESSA L. HALL						
0342-COSM 76-01	68	39	57.4	33	18	19						
0343-COSM 76-02	647	416	64.3	328	143	197						
0344-COSM 76-03	770	493	64.0	370	165	230						
0345-COSM 76-04	0	0	0.0	0	0	0						
0346-COSM 77-01	1126	628	55.8	458	168	356						
0347-COSM 77-02	517	283	54.7	214	82	154						
0348-COSM 77-03	469	252	53.7	184	74	127						
0349-COSM 77-04	589	266	45.2	201	79	135						
0350-COSM 77-05	516	271	52.3	193	78	140						
0351-COSM 77-06	532	260	48.9	193	69	152						
0352-COSM 77-07	690	378	54.8	279	85	220						
0353-COSM 77-08	434	206	47.5	150	64	119						
0354-COSM 77-09	628	378	60.2	286	120	184						
0355-COSM 77-10	611	452	55.7	337	113	264						
0356-COSM 77-11	157	90	57.3	69	45	27						
0357-COSM 77-12	478	291	60.9	222	99	136						
0358-COSM 77-13	5	2	40.0	2	0	2						
0359-COSM 78-01	657	364	55.4	276	98	204						
0360-COSM 78-02	478	245	51.3	200	69	151						
0361-COSM 78-03	876	517	59.0	391	201	218						
0362-COSM 78-04	670	427	63.7	341	145	210						
0363-COSM 78-05	622	389	62.5	278	117	183						
0364-COSM 78-06	592	360	60.8	277	125	179						
0365-COSM 78-07	366	186	50.8	137	70	77						
0366-COSM 78-08	555	282	50.8	204	98	130						
0367-COSM 78-09	326	189	58.0	131	56	90						
0368-COSM 78-10	605	339	56.0	266	127	161						
0369-COSM 78-11	715	420	58.7	306	138	191						
0370-COSM 78-12	580	303	52.2	217	79	166						
0371-COSM 78-13	892	508	57.0	363	189	192						
0372-COSM 78-14	527	300	56.9	229	116	129						
0373-COSM 78-15	670	411	61.3	300	128	185						
0374-COSM 78-16	671	389	58.0	309	167	160						
0375-COSM 78-17	546	336	61.5	255	141	127						
0376-COSM 78-18	538	362	67.3	258	110	177						
0377-COSM 78-19	887	554	62.5	421	159	307						
0378-COSM 78-20	410	259	63.2	204	113	106						
0379-COSM 78-21	663	389	58.7	294	150	166						
0380-COSM 78-22	521	308	59.1	239	95	147						
0381-COSM 78-23	364	208	57.1	156	58	114						
0382-COSM 78-24	762	465	61.0	311	170	172						
0383-COSM 78-25	368	175	47.6	125	49	92						
0384-COSM 78-26	854	495	58.0	363	156	242						
0385-COSM 78-27	869	507	58.3	377	148	268						
ABSENTEE TOTALS	25023	4454	17.8	3471	1593	2116						
GRAND TOTALS	25023	18846	75.3	14220	6267	9122						

***ABSENTEE TOTALS 15	PRESIDENTIAL GENERAL ELECTION, NOVEMBER 3, 1992 SCHOOL DISTRICTS														
	REGISTRATION	BALLOTS CAST	TURNOUT		ALLAN HANCOCK JOINT COMM COLLEGE DISTRICT - T.A.2 NANCY K JOHNSON	WALT ROSEBROCK	JEANNINE L. WADE								
SANTA BARBARA COUNTY	84603	14746	17.4		3927	4154	3294								
22ND CONGRESSIONAL	84603	14746	17.4		3927	4154	3294								
18TH STATE SENATORIAL	84603	14746	17.4		3927	4154	3294								
33RD STATE ASSEMBLY	71372	12062	16.9		3384	3529	2776								
35TH STATE ASSEMBLY	13231	2684	20.3		543	625	518								
1ST SUPERVISORIAL	7	0	0.0		0	0	0								
2ND SUPERVISORIAL	5	0	0.0		0	0	0								
3RD SUPERVISORIAL	15188	2993	19.7		623	691	607								
4TH SUPERVISORIAL	38438	6352	16.5		1769	1761	1453								
5TH SUPERVISORIAL	30965	5401	17.4		1535	1702	1234								
GUADALUPE	1452	183	12.6		62	35	67								
LOMPOC	16613	2309	13.9		645	577	558								
SANTA MARIA	25023	4445	17.8		1276	1395	1022								
SOLVANG	3157	785	24.9		170	185	129								
BUELLTON	1958	395	20.2		94	96	75								
UNINCORPORATED AREA	36400	6629	18.2		1680	1866	1443								

PRESIDENTIAL GENERAL ELECTION, NOVEMBER 3, 1992													
SCHOOL DISTRICTS													
15	REGISTRATION	BALLOTS CAST	TURNOUT	ALLAN HANCOCK JOINT COMM COLLEGE DISTRICT - T.A.2 NANCY K JOHNSON	WALT ROSEBROCK	JEANNINE L. WADE							
0033-S.Y. 06-01	3	1	33.3	0	1	0							
0034-S.Y. 06-02	4	2	50.0	0	1	0							
0211-C ISL 41-01	5	3	60.0	1	0	0							
0212-PRDS 42-01	213	109	51.2	15	24	34							
0213-PRDS 42-02	1	1	100.0	0	0	0							
0214-S.Y. 43-01	964	620	64.3	139	122	166							
0215-S.Y. 43-02	822	510	62.0	102	109	126							
0216-S.Y. 43-03	734	397	54.1	75	72	84							
0217-S.Y. 43-04	362	207	57.2	56	39	47							
0218-S.Y. 43-05	529	296	56.0	55	55	70							
0219-S.Y. 43-06	140	89	63.6	15	18	27							
0220-STYNZ 44-01	2	2	100.0	0	0	1							
0221-STYNZ 44-02	68	44	64.7	13	8	11							
0222-STYNZ 44-03	7	2	28.6	0	0	0							
0223-LOSO 45-01	77	56	72.7	14	10	14							
0224-LOSO 45-02	825	543	65.8	100	121	124							
0225-BLRD 47-01	568	358	63.0	91	79	70							
0226-BLRD 47-02	195	139	71.3	29	21	37							
0227-CSOL 47-03	152	90	59.2	18	23	23							
0228-SOL 48-01	35	29	82.9	6	4	9							
0229-SOL 49-01	82	75	91.5	13	9	19							
0230-SOL 49-02	208	123	59.1	21	26	31							
0231-CSOL 49-03	972	572	58.8	121	104	139							
0232-SOL 49-04	40	25	62.5	9	4	7							
0233-CSOL 49-05	225	127	56.4	24	33	22							
0234-CSOL 49-06	846	445	52.6	77	101	106							
0235-CSOL 49-07	839	499	59.5	122	104	118							
0236-CSOL 49-08	123	58	47.2	13	22	8							
0237-BLTN 51-01	803	494	61.5	98	113	105							
0238-BLTN 51-02	424	230	54.2	62	50	48							
0239-BLTN 51-03	82	59	72.0	13	9	12							
0240-BLTN 51-04	731	466	63.7	85	112	139							
0241-BLTN 51-05	101	76	75.2	18	19	11							
0242-BLTN 51-06	160	97	60.6	15	21	25							
0243-BLTN 51-07	84	64	76.2	20	11	7							
0244-VIST 52-01	10	10	100.0	2	4	3							
0245-VIST 52-02	18	17	94.4	6	3	4							
0246-VIST 53-01	117	90	76.9	12	17	23							
0247-VIST 53-02	0	0	0.0	0	0	0							
0248-VIST 55-01	133	62	46.6	8	12	12							
0249-VIST 56-01	39	35	89.7	11	6	4							
0250-PUR 57-01	1	0	0.0	0	0	0							
0251-PUR 57-02	117	95	81.2	26	12	35							
0252-PUR 57-03	158	104	65.8	28	24	26							
0253-PUR 57-04	1553	883	57.0	185	159	209							
0254-PUR 57-05	0	0	0.0	0	0	0							
0255-PUR 57-06	46	37	80.4	4	14	9							
0256-PUR 57-07	0	0	0.0	0	0	0							
0257-PUR 57-08	21	13	61.9	1	2	4							
0258-PUR 57-09	0	0	0.0	0	0	0							
0259-COL 59-01	558	400	71.7	117	117	84							
0260-COL 59-02	896	616	68.8	156	156	161							
0261-COL 59-03	653	426	65.2	106	101	99							
0262-COL 59-04	623	390	62.6	114	83	96							
0263-COL 59-05	931	567	60.9	150	151	143							
0264-COL 59-06	659	395	59.9	111	105	103							
0265-COL 59-07	618	398	64.4	105	124	111							
0266-COL 59-08	778	448	57.6	121	131	131							
0267-COL 59-09	709	390	55.0	103	96	114							
0268-COL 59-10	778	495	63.6	135	121	141							
0269-COL 59-11	597	387	64.8	110	94	107							
0270-COL 59-12	1015	680	67.0	191	178	190							
0271-COL 59-13	597	370	62.0	106	95	114							
0272-COL 59-14	429	262	61.1	89	69	71							
0273-COL 59-15	805	476	59.1	139	113	134							
0274-COL 59-16	490	346	70.6	79	103	99							
0275-COL 59-17	778	512	65.8	136	127	140							
0276-COL 59-18	938	628	67.0	139	170	163							
0277-COL 59-19	675	368	54.5	99	115	109							
0278-COL 59-20	730	466	63.8	114	112	125							
0279-COL 59-21	481	320	66.5	68	85	83							
0280-COL 59-22	814	541	66.5	157	146	131							

***ABSENTEE TOTALS 16	PRESIDENTIAL GENERAL ELECTION, NOVEMBER 3, 1992 SCHOOL DISTRICTS														
--------------------------	---	--	--	--	--	--	--	--	--	--	--	--	--	--	--

	REGISTRATION	BALLOTS CAST	TURNOUT		BALLARD SCHOOL DISTRICT	DAWN M. FREDRICKSON	SALLY M. BOYD									
SANTA BARBARA COUNTY	915	211	23.1		87	77										
22ND CONGRESSIONAL	915	211	23.1		87	77										
18TH STATE SENATORIAL	915	211	23.1		87	77										
35TH STATE ASSEMBLY	915	211	23.1		87	77										
3RD SUPERVISORIAL	915	211	23.1		87	77										
SOLVANG	152	42	27.6		20	13										
UNINCORPORATED AREA	763	169	22.1		67	64										

PRESIDENTAL GENERAL ELECTION, NOVEMBER 3, 1992
SCHOOL DISTRICTS

17

	REGISTRATION	BALLOTS CAST	TURNOUT		BUJELLTON UNION SCHOOL DISTRICT NANCY ANDERSON (2)	LUCY ROOME	MARK REAM							
0233-CSOL 49-05	225	127	56.4		43	34	48							
0237-BLTN 51-01	803	494	61.5		207	151	223							
0238-BLTN 51-02	424	230	54.2		102	78	109							
0239-BLTN 51-03	82	59	72.0		14	20	23							
0240-BLTN 51-04	731	466	63.7		211	173	241							
0241-BLTN 51-05	101	76	75.2		33	26	39							
0242-BLTN 51-06	160	97	60.6		39	35	43							
0243-BLTN 51-07	84	64	76.2		22	17	28							
ABSENTEE TOTALS	2610	504	19.3		246	202	204							
GRAND TOTALS	2610	2117	81.1		917	736	958							

***ABSENTEE TOTALS 18	PRESIDENTAL GENERAL ELECTION, NOVEMBER 3, 1992 SCHOOL DISTRICTS														
	REGISTRATION	BALLOTS CAST	TURNOUT		CARPINTERIA UNIFIED SCHOOL DIST - T.A.1 DON GARCIA	JAMES E. GRAY	ANDREW B. POWELL	RONALD A. DE SANDRE	DAN CORDERO						
SANTA BARBARA COUNTY	10611	1584	14.9		722	687	291	271	386						
22ND CONGRESSIONAL	3363	583	17.3		240	259	121	91	103						
23RD CONGRESSIONAL	7248	1001	13.8		482	428	170	160	283						
18TH STATE SENATORIAL	10611	1584	14.9		722	687	291	271	386						
35TH STATE ASSEMBLY	10611	1584	14.9		722	687	291	271	386						
1ST SUPERVISORIAL	10611	1584	14.9		722	687	291	271	386						
CARPINTERIA	7199	1009	14.0		492	427	170	188	286						
UNINCORPORATED AREA	3412	575	16.9		230	260	121	83	100						

***ABSENTEE TOTALS 21	PRESIDENTIAL GENERAL ELECTION, NOVEMBER 3, 1992 SCHOOL DISTRICTS															
	REGISTRATION	BALLOTS CAST	TURNOUT		GOLETA UNION SCHOOL DISTRICT LARRY SIZER (2)	SIDNEY R. OTTMAN	ALICE J. WHITE									
SANTA BARBARA COUNTY	44809	6244	13.9		2886	2209	2887									
22ND CONGRESSIONAL	44809	6244	13.9		2886	2209	2887									
18TH STATE SENATORIAL	44809	6244	13.9		2886	2209	2887									
35TH STATE ASSEMBLY	44809	6244	13.9		2886	2209	2887									
2ND SUPERVISORIAL	13995	2902	20.7		1421	1092	1305									
3RD SUPERVISORIAL	30814	3342	10.8		1465	1117	1582									
SANTA BARBARA	0	0	0.0		0	0	0									
PROPOSED GOLETA INCORPO	25537	4295	16.8		2052	1526	2045									
UNINCORPORATED AREA	19272	1949	10.1		834	683	842									

***GRAND TOTALS 22	PRESIDENTIAL GENERAL ELECTION, NOVEMBER 3, 1992 SCHOOL DISTRICTS															
	REGISTRATION	BALLOTS CAST	TURNOUT		GUADALUPE UNION SCHOOL DISTRICT MARY L. HARRIS (2)	ROSANN NAVARRO-INGUITO	ROSALIE PEREZ-GUIZAR									
SANTA BARBARA COUNTY	1528	1066	69.8		613	492	468									
22ND CONGRESSIONAL	1528	1066	69.8		613	492	468									
18TH STATE SENATORIAL	1528	1066	69.8		613	492	468									
33RD STATE ASSEMBLY	1528	1066	69.8		613	492	468									
5TH SUPERVISORIAL	1528	1066	69.8		613	492	468									
GUADALUPE UNINCORPORATED AREA	1452	1015	69.9		577	476	452									
	76	51	67.1		36	16	16									

***ABSENTEE TOTALS 23	PRESIDENTIAL GENERAL ELECTION, NOVEMBER 3, 1992 SCHOOL DISTRICTS															
	REGISTRATION	BALLOTS CAST	TURNOUT		LOMPOC UNIFIED SCHOOL DISTRICT (3) SUSAN AICHER	SUE SCHUYLER	CHARLES D. KNOWLES	DIANE CUSKE	ROBERT (BOB) CAMPBELL							
SANTA BARBARA COUNTY	25053	3926	15.7		1208	2348	1618	1688	2137							
22ND CONGRESSIONAL	25053	3926	15.7		1208	2348	1618	1688	2137							
18TH STATE SENATORIAL	25053	3926	15.7		1208	2348	1618	1688	2137							
33RD STATE ASSEMBLY	24738	3896	15.7		1203	2327	1606	1677	2115							
35TH STATE ASSEMBLY	315	30	9.5		5	21	12	11	22							
3RD SUPERVISORIAL	2805	425	15.2		106	262	175	172	249							
4TH SUPERVISORIAL	22248	3501	15.7		1102	2086	1443	1516	1888							
LOMPOC	16613	2309	13.9		762	1393	883	1018	1272							
UNINCORPORATED AREA	8440	1617	19.2		446	955	735	670	865							

***ABSENTEE TOTALS 24	PRESIDENTIAL GENERAL ELECTION, NOVEMBER 3, 1992 SCHOOL DISTRICTS														
	REGISTRATION	BALLOTS CAST	TURNOUT		MONTECITO UNION SCHOOL DISTRICT JACK ANDERSON (2)	JOSEPH ATWILL	FRED RIFKIN	ROBERT D. NUNEZ							
SANTA BARBARA COUNTY	5246	1311	25.0		307	296	344	609							
22ND CONGRESSIONAL	5246	1311	25.0		307	296	344	609							
18TH STATE SENATORIAL	5246	1311	25.0		307	296	344	609							
35TH STATE ASSEMBLY	5246	1311	25.0		307	296	344	609							
1ST SUPERVISORIAL	5246	1311	25.0		307	296	344	609							
SANTA BARBARA	136	35	25.7		7	3	10	16							
PROPOSED MONTECITO INCD	4096	1017	24.8		235	229	268	475							
UNINCORPORATED AREA	1014	259	25.5		65	64	66	118							

***ABSENTEE TOTALS 25	PRESIDENTAL GENERAL ELECTION, NOVEMBER 3, 1992 SCHOOL DISTRICTS														
	REGISTRATION	BALLOTS CAST	TURNOUT		ORCUTT UNION SCHOOL DISTRICT (2) JANET A. ZILLI	KATHLEEN MEISSNER	ANTHONY J. DE MARCO								
SANTA BARBARA COUNTY	19981	3674	18.4		1591	1505	1316								
22ND CONGRESSIONAL	19981	3674	18.4		1591	1505	1316								
18TH STATE SENATORIAL	19981	3674	18.4		1591	1505	1316								
33RD STATE ASSEMBLY	19981	3674	18.4		1591	1505	1316								
3RD SUPERVISORIAL	10	0	0.0		0	0	0								
4TH SUPERVISORIAL	16107	2850	17.7		1262	1154	1044								
5TH SUPERVISORIAL	3864	824	21.3		329	351	272								
SANTA MARIA	1485	316	21.3		135	131	114								
UNINCORPORATED AREA	18496	3358	18.2		1456	1374	1202								

***GRAND TOTALS 27	PRESIDENTIAL GENERAL ELECTION, NOVEMBER 3, 1992 SCHOOL DISTRICTS																
	REGISTRATION	BALLOTS CAST	TURNOUT		SANTA BARBARA COMMUNITY COLLEGE DISTRICT - T.A.4 ED S. SANTODOMINGO	AKIVA KEVIN WERBALOWSKY											
SANTA BARBARA COUNTY	125395	98131	78.3		46588	19516											
22ND CONGRESSIONAL	118147	92375	78.2		43527	18408											
23RD CONGRESSIONAL	7248	5756	79.4		3061	1108											
18TH STATE SENATORIAL	125395	98131	78.3		46588	19516											
35TH STATE ASSEMBLY	125395	98131	78.3		46588	19516											
1ST SUPERVISORIAL	44016	33396	75.9		15631	7191											
2ND SUPERVISORIAL	50565	40922	80.9		20797	7763											
3RD SUPERVISORIAL	30814	23813	77.3		10160	4562											
CARPINTERIA	7199	5757	80.0		3064	1106											
SANTA BARBARA	53749	41039	76.4		19068	9014											
PROPOSED GOLETA INCORPO	25537	20665	80.9		10873	3771											
PROPOSED MONTECITO INCO	6237	4890	78.4		2415	741											
UNINCORPORATED AREA	32673	25780	78.9		11168	4864											

***GRAND TOTALS 28	PRESIDENTIAL GENERAL ELECTION, NOVEMBER 3, 1992 SCHOOL DISTRICTS													
	REGISTRATION	BALLOTS CAST	TURNOUT	SANTA BARBARA & SANTA BARBARA HIGH DIST. (3) CAPRICE FOWLER	RAY FRANCO	GRACE FLOREZ	GARY FIGGINS	HENRY ALVARADO	SANDEE BECKERS	STEPHEN E. GEREMIA	STEVE CUSHMAN	JULI WELSH	LAURA DAVIS WILSON	
SANTA BARBARA COUNTY	114784	89613	78.1	6740	23106	26696	15108	9060	25107	9794	13663	20364	20933	
22ND CONGRESSIONAL	114784	89613	78.1	6740	23106	26696	15108	9060	25107	9794	13663	20364	20933	
18TH STATE SENATORIAL	114784	89613	78.1	6740	23106	26696	15108	9060	25107	9794	13663	20364	20933	
35TH STATE ASSEMBLY	114784	89613	78.1	6740	23106	26696	15108	9060	25107	9794	13663	20364	20933	
1ST SUPERVISORIAL	33405	24878	74.5	1861	7334	7986	3823	2480	6248	3100	3806	5663	6120	
2ND SUPERVISORIAL	50565	40922	80.9	3120	11227	13216	7493	4232	12494	4632	7314	9699	9229	
3RD SUPERVISORIAL	30814	23813	77.3	1759	4545	5494	3792	2148	6365	2062	2543	5002	5584	
SANTA BARBARA	53749	41039	76.4	3192	11856	13608	6767	4426	10927	4596	6682	9346	10180	
PROPOSED GOLETA INCORPO	25537	20665	80.9	1702	4818	5995	3937	2310	6532	2035	3111	4831	4814	
PROPOSED MONTECITO INCD	6237	4890	78.4	263	1317	1398	838	435	1401	764	791	1166	1009	
UNINCORPORATED AREA	29261	23019	78.7	1583	5115	5695	3564	1869	6247	2399	3079	5021	4930	

***ABSENTEE TOTALS 28	PRESIDENTIAL GENERAL ELECTION, NOVEMBER 3, 1992 SCHOOL DISTRICTS																
	REGISTRATION	BALLOTS CAST	TURNOUT	SANTA BARBARA & SANTA BARBARA HIGH DIST. CAPRICE FOWLER (3)	RAY FRANCO	GRACE FLOREZ	GARY FIGGINS	HENRY ALVARADO	SANDEE BECKERS	STEPHEN E. GEREMIA	STEVE CUSHMAN	JULI WELSH	LAURA DAVIS WILSON				
SANTA BARBARA COUNTY	114784	19937	17.4	1702	4913	5955	4002	2440	6419	2081	4213	4498	4236				
22ND CONGRESSIONAL	114784	19937	17.4	1702	4913	5955	4002	2440	6419	2081	4213	4498	4236				
18TH STATE SENATORIAL	114784	19937	17.4	1702	4913	5955	4002	2440	6419	2081	4213	4498	4236				
35TH STATE ASSEMBLY	114784	19937	17.4	1702	4913	5955	4002	2440	6419	2081	4213	4498	4236				
1ST SUPERVISORIAL	33405	5860	17.5	488	1520	1819	1076	747	1671	708	1192	1301	1251				
2ND SUPERVISORIAL	50565	10735	21.2	876	2697	3246	2241	1315	3609	1095	2427	2420	2200				
3RD SUPERVISORIAL	30814	3342	10.8	338	696	890	685	378	1139	278	594	777	785				
SANTA BARBARA	53749	10079	18.8	844	2601	3176	1975	1296	2993	1064	2189	2172	2220				
PROPOSED GOLETA INCORPO	25537	4295	16.8	409	995	1215	957	530	1562	380	883	1038	941				
PROPOSED MONTECITO INCO	6237	1321	21.2	80	326	391	244	150	409	184	269	317	236				
UNINCORPORATED AREA	29261	4242	14.5	369	991	1173	826	464	1455	453	872	971	839				

PRESIDENTIAL GENERAL ELECTION, NOVEMBER 3, 1992
SCHOOL DISTRICTS

28

REGISTRATION
BALLOTS CAST
TURNOUT
SANTA BARBARA & SANTA BARBARA HIGH DIST. (3)
CAPRICE FOWLER
RAY FRANCO
GRACE FLOREZ
GARY FIGGINS
HENRY ALVARADO
SANDEE BECKERS
STEPHEN E. GEREMIA
STEVE CUSHMAN
JULI WELSH
LAURA DAVIS WILSON

Table with columns for candidates (e.g., RAY FRANCO, GRACE FLOREZ) and rows for election districts (e.g., 0022-MONT 05-01, 0023-MONT 05-02). Each row contains numerical data for each candidate and category.

PRESIDENTIAL GENERAL ELECTION, NOVEMBER 3, 1992															
SCHOOL DISTRICTS															
28	REGISTRATION	BALLOTS CAST	TURNOUT	SANTA BARBARA & SANTA BARBARA HIGH DIST. (3) CAPRICE FOWLER	RAY FRANCO	GRACE FLOREZ	GARY FIGGINS	HENRY ALVARADO	SANDEE BECKERS	STEPHEN E. GEREMIA	STEVE CUSHMAN	JULI WELSH	LAURA DAVIS WILSON		
0166-HOPE 35-02	404	232	57.4	9	72	72	36	18	97	49	40	60	41		
0169-HOPE 35-03	501	288	57.5	11	98	91	61	28	113	46	64	59	34		
0170-HOPE 35-04	846	494	58.4	32	132	165	83	52	147	70	69	124	112		
0171-HOPE 35-05	620	395	63.7	34	82	118	69	30	153	42	51	97	93		
0172-AIR 36-01	0	0	0.0	0	0	0	0	0	0	0	0	0	0		
0173-GOL 37-01	222	134	60.4	5	56	40	21	8	34	15	20	33	24		
0174-GOL 37-02	871	518	59.5	59	128	177	84	59	157	36	54	126	122		
0175-GOL 37-03	784	472	60.2	39	122	145	95	58	160	45	69	99	101		
0176-GOL 37-04	808	505	62.5	55	146	158	98	76	152	44	71	105	116		
0177-GOL 37-05	541	333	61.6	26	87	94	57	43	119	41	55	98	81		
0178-GOL 37-06	654	386	59.0	33	100	102	75	38	107	46	65	88	85		
0179-GOL 37-07	761	481	63.2	34	123	125	97	64	157	49	84	108	94		
0180-GOL 37-08	882	555	62.9	42	135	160	90	84	154	60	67	123	142		
0181-GOL 37-09	848	477	56.3	41	108	125	87	65	112	46	52	98	141		
0182-GOL 37-10	201	104	51.7	4	37	37	9	3	14	7	8	30	30		
0183-GOL 37-11	0	0	0.0	0	0	0	0	0	0	0	0	0	0		
0184-GOL 37-12	394	244	61.9	20	62	90	46	19	76	39	46	61	47		
0185-GOL 39-01	566	378	66.8	26	76	124	59	45	131	35	57	100	76		
0186-GOL 39-02	628	419	66.7	32	97	133	107	37	128	41	74	117	93		
0187-GOL 39-03	707	443	62.7	25	110	130	96	46	154	55	86	101	87		
0188-GOL 39-04	668	424	63.5	38	85	119	94	48	145	47	70	97	89		
0189-GOL 39-05	523	318	60.8	14	86	98	68	43	125	55	59	80	52		
0190-GOL 39-06	432	249	57.6	21	58	71	43	19	94	27	41	67	58		
0191-GOL 39-07	543	321	59.1	20	82	82	70	51	113	42	43	68	64		
0192-GOL 39-08	518	356	68.7	19	109	107	63	36	108	61	55	91	52		
0193-GOL 39-09	804	514	63.9	37	106	163	83	71	160	58	60	120	109		
0194-GOL 39-10	789	523	66.3	41	106	168	70	52	160	53	63	130	166		
0195-GOL 39-11	445	288	64.7	28	53	91	53	48	107	29	39	64	88		
0196-GOL 39-12	572	386	67.5	36	76	112	87	51	112	35	51	86	111		
0197-GOL 39-13	625	417	66.7	36	95	131	105	45	152	59	52	87	97		
0198-GOL 39-14	55	44	80.0	1	6	8	2	6	12	7	9	3	7		
0199-GOL 39-15	578	366	63.3	24	110	126	52	32	116	33	36	99	82		
0200-GOL 39-16	429	266	62.0	17	70	71	51	24	97	29	47	61	55		
0201-GOL 39-17	21	16	76.2	3	6	8	0	3	1	4	0	5	3		
0202-GOL 39-18	707	461	65.2	37	134	115	77	45	146	47	55	119	111		
0203-GOL 39-19	684	485	70.9	36	110	140	71	54	132	40	59	101	132		
0204-GOL 39-20	210	133	63.3	11	36	47	17	7	28	13	23	41	38		
0205-GOL 39-21	831	570	68.6	40	122	135	89	61	132	41	69	123	149		
0206-GOL 39-22	598	406	67.9	32	90	120	58	35	100	32	18	94	145		
0207-GOL 39-23	508	352	69.3	36	54	85	63	34	93	31	21	63	101		
0208-GOL 39-24	1077	722	67.0	54	154	197	122	73	199	67	70	160	206		
0209-GOL 39-25	34	26	76.5	1	4	11	6	1	6	6	3	4	12		
0210-GOL 39-26	98	73	74.5	6	16	22	10	12	14	9	6	12	15		
ABSENTEE TOTALS	114784	19937	17.4	1702	4913	5955	4002	2440	6419	2081	4213	4498	4236		
GRAND TOTALS	114784	89613	78.1	6740	23106	26696	15108	9060	25107	9794	13663	20364	20933		

***ABSENTEE TOTALS
30

PRESIDENTIAL GENERAL ELECTION, NOVEMBER 3, 1992
SCHOOL DISTRICTS

	REGISTRATION	BALLOTS CAST	TURNOUT	SANTA MARIA-BONITA SCHOOL DISTRICT GEORGE ACOSTA (3)	FLOYD A. SNYDER	KEVIN R. GOTCHAL	IKE OCHOA	ROBERT C. LANPHIER	JUDITH MONTE	KEN MILO	ANNABELLE E. PRIMROSE	MARY JANE DIAZ				
SANTA BARBARA COUNTY	24640	4214	17.1	1121	729	950	1209	1058	789	1472	1240	1154				
22ND CONGRESSIONAL	24640	4214	17.1	1121	729	950	1209	1058	789	1472	1240	1154				
18TH STATE SENATORIAL	24640	4214	17.1	1121	729	950	1209	1058	789	1472	1240	1154				
33RD STATE ASSEMBLY	24640	4214	17.1	1121	729	950	1209	1058	789	1472	1240	1154				
5TH SUPERVISORIAL	24640	4214	17.1	1121	729	950	1209	1058	789	1472	1240	1154				
SANTA MARIA UNINCORPORATED AREA	23538 1102	4129 85	17.5 7.7	1095 26	716 13	928 22	1183 26	1050 8	776 13	1447 25	1215 25	1126 28				

PRESIDENTIAL GENERAL ELECTION, NOVEMBER 3, 1992
SCHOOL DISTRICTS

30

	REGISTRATION	BALLOTS CAST	TURNOUT	(3)	SANTA MARIA-BONITA SCHOOL DISTRICT GEORGE ACOSTA	FLOYD A. SNYDER	KEVIN R. GOTCHAL	IKE OCHOA	ROBERT C. LANPHIER	JUDITH MONTE	KEN MILD	ANNABELLE E. PRIMROSE	MARY JANE DIAZ					
0336-S.H. 73-01	118	41	51.7	18	10	16	32	10	7	18	12	15						
0339-S.H. 73-02	652	404	62.0	111	51	64	113	60	67	93	122	103						
0340-S.H. 73-03	172	114	66.3	28	22	41	30	21	11	44	20	31						
0341-S.H. 73-04	0	0	0.0	0	0	0	0	0	0	0	0	0						
0346-COSM 77-01	1126	628	55.8	190	75	81	258	107	106	179	133	191						
0347-COSM 77-02	517	283	54.7	97	38	49	114	57	35	106	70	66						
0348-COSM 77-03	469	252	53.7	82	36	39	82	55	56	95	52	64						
0349-COSM 77-04	589	266	45.2	80	36	39	104	44	53	73	57	92						
0350-COSM 77-05	518	271	52.3	81	42	44	95	48	37	77	69	69						
0351-COSM 77-06	532	260	48.9	83	27	40	88	44	40	89	44	73						
0352-COSM 77-07	690	378	54.8	92	47	67	125	73	66	104	93	107						
0353-COSM 77-08	434	206	47.5	50	35	37	75	37	30	69	46	65						
0354-COSM 77-09	628	377	60.0	96	70	83	117	117	72	139	95	90						
0355-COSM 77-10	811	452	55.7	112	63	87	140	105	86	109	125	101						
0356-COSM 77-11	157	89	56.7	21	20	21	33	22	10	32	24	13						
0357-COSM 77-12	478	291	60.9	77	64	56	84	69	64	81	69	50						
0358-COSM 77-13	5	2	40.0	1	1	1	0	0	0	0	0	1						
0359-COSM 78-01	657	364	55.4	106	53	79	137	66	72	117	102	93						
0360-COSM 78-02	478	245	51.3	77	21	39	75	27	45	90	58	88						
0361-COSM 78-03	876	517	59.0	108	93	100	154	182	80	146	119	93						
0362-COSM 78-04	670	427	63.7	115	60	106	143	109	75	130	131	106						
0363-COSM 78-05	622	389	62.5	104	74	72	107	76	65	114	95	112						
0364-COSM 78-06	592	360	60.8	83	65	85	109	83	64	116	99	129						
0365-COSM 78-07	366	186	50.8	50	30	23	64	35	36	63	34	48						
0366-COSM 78-08	555	282	50.8	88	58	65	74	73	43	86	52	64						
0367-COSM 78-09	326	189	58.0	37	36	41	52	43	22	52	47	64						
0368-COSM 78-10	605	340	56.2	84	59	94	106	80	56	130	90	107						
0369-COSM 78-11	715	420	58.7	96	65	92	124	103	94	123	118	112						
0370-COSM 78-12	580	305	52.6	65	44	60	95	68	62	102	85	102						
0371-COSM 78-13	892	507	56.8	154	99	122	123	137	79	179	118	132						
0372-COSM 78-14	527	301	57.1	61	42	60	101	95	45	115	90	70						
0373-COSM 78-15	670	412	61.5	86	58	78	113	85	91	87	100	113						
0374-COSM 78-16	671	390	58.1	109	68	91	131	127	52	162	99	92						
0375-COSM 78-17	546	336	61.5	85	57	71	93	86	53	103	80	94						
0376-COSM 78-18	538	364	67.7	94	72	89	106	54	79	124	87	91						
0377-COSM 78-19	887	553	62.3	141	99	129	173	106	98	188	153	174						
0378-COSM 78-20	410	259	63.2	64	39	42	84	73	37	111	61	89						
0379-COSM 78-21	663	390	58.8	96	84	73	146	97	62	135	111	90						
0380-COSM 78-22	521	308	59.1	75	60	57	91	66	59	99	79	86						
0381-COSM 78-23	364	208	57.1	48	19	51	77	31	35	67	54	59						
0382-COSM 78-24	762	465	61.0	96	75	85	137	120	78	142	115	111						
0383-COSM 78-25	368	177	48.1	65	24	24	62	19	30	51	30	51						
0384-COSM 78-26	854	495	58.0	126	67	107	165	104	96	154	142	126						
0385-COSM 78-27	869	507	58.3	146	69	99	169	101	88	166	135	128						
0386-S.H. 81-01	48	30	62.5	17	3	5	7	10	3	9	4	10						
0387-S.H. 81-02	56	34	60.7	8	4	20	8	4	2	14	8	11						
0389-BON 83-01	33	26	78.8	15	4	11	4	5	1	11	3	9						
0390-BON 85-01	23	13	56.5	1	0	1	1	0	0	4	1	2						
ABSENTEE TOTALS	24640	4214	17.1	1121	729	950	1209	1058	789	1472	1240	1154						
GRAND TOTALS	24640	18347	74.5	4820	2967	3786	5730	4192	3231	5970	4771	4941						

PRESIDENTIAL GENERAL ELECTION, NOVEMBER 3, 1992
SCHOOL DISTRICTS

33	REGISTRATION	BALLOTS CAST	TURNOUT		SOLVANG SCHOOL DISTRICT (2) SHERIDAN FORGE	ROBERT D. FRANCE	PAULA G. GREENWALD	MEREDITH C. LEE									
0228-SOL 48-01	35	29	82.9		10	10	6	7									
0229-SOL 49-01	82	75	91.5		21	25	66	11									
0230-SOL 49-02	208	123	59.1		22	53	64	32									
0231-CSOL 49-03	972	572	58.8		106	256	265	148									
0232-SOL 49-04	40	25	62.5		4	6	14	6									
0234-CSOL 49-06	846	445	52.6		92	203	166	112									
0235-CSOL 49-07	839	499	59.5		101	216	234	119									
0236-CSOL 49-08	123	58	47.2		8	22	32	9									
ABSENTEE TOTALS	3145	727	23.1		160	331	359	148									
GRAND TOTALS	3145	2553	81.2		524	1122	1178	592									

PRESIDENTIAL GENERAL ELECTION, NOVEMBER 3, 1992
SPECIAL DISTRICTS

35

	REGISTRATION	BALLOTS CAST	TURNOUT		ISLA VISTA RECREATION AND PARK DISTRICT MITCH STOCKTON	MIKE BOYD	CRAIG GEYER	BILL RYTWINSKY	BRUCE MURDOCK	DOUG MARTIN	BRADLEY HUFSCMID	BENJAMIN TORRES	MATTHEW DETER	DEAN ANDREW COLMAN			
0150-I.V. 34-01	474	354	74.7		116	104	43	59	75	20	107	11	61	74			
0151-I.V. 34-02	537	337	62.8		106	86	47	66	58	15	104	7	52	63			
0152-I.V. 34-03	417	312	74.8		93	89	42	49	68	23	93	11	52	66			
0153-I.V. 34-04	582	362	62.2		96	68	48	58	91	40	108	14	53	66			
0154-I.V. 34-05	456	288	63.2		75	65	39	32	66	34	89	5	60	64			
0155-I.V. 34-06	479	327	68.3		84	92	59	44	79	32	84	19	60	56			
0156-I.V. 34-07	627	402	64.1		95	79	72	44	114	40	114	13	83	71			
0157-I.V. 34-08	577	368	63.8		69	67	55	51	109	65	128	10	66	85			
0158-I.V. 34-09	674	520	77.2		123	112	83	66	137	56	125	16	92	137			
0159-I.V. 34-10	441	343	77.8		110	80	42	54	99	32	120	12	58	85			
0160-I.V. 34-11	350	279	79.7		87	61	58	55	72	15	85	18	44	68			
0161-I.V. 34-12	654	426	65.1		128	124	53	73	121	35	130	7	64	100			
0162-I.V. 34-13	766	525	68.5		120	116	87	55	121	27	163	10	97	103			
0163-I.V. 34-14	786	538	68.4		146	135	72	94	120	39	157	10	90	112			
0164-I.V. 34-15	510	388	76.1		103	97	61	84	79	22	85	19	77	74			
0165-I.V. 34-16	733	535	73.0		141	125	67	80	152	74	198	7	73	131			
0166-I.V. 34-17	590	449	76.1		140	108	85	82	117	62	146	30	54	105			
ABSENTEE TOTALS	9653	400	4.1		95	110	89	51	95	44	93	19	77	62			
GRAND TOTALS	9653	7153	74.1		1927	1718	1122	1097	1773	695	2129	258	1213	1524			

PRESIDENTIAL GENERAL ELECTION, NOVEMBER 3, 1992
SPECIAL DISTRICTS

36

	REGISTRATION	BALLOTS CAST	TURNOUT	VANDENBERG VILLAGE COMM SERVICES DISTRICT (3) BETTY JANE "B.J." BETTS	WALT BRAMBIR	CAROL NASH	JON PICCIUOLO	PHYLLIS WHITE							
0285-PUR 63-01	472	320	67.8	140	113	162	161	138							
0286-PUR 63-02	480	348	72.5	144	116	136	144	146							
0287-PUR 63-03	638	398	62.4	191	130	200	177	180							
0288-PUR 63-04	822	534	65.0	199	196	277	313	259							
0289-PUR 63-05	563	367	65.2	148	136	189	213	151							
0290-PUR 63-06	765	460	60.1	156	154	254	308	183							
0297-PUR 63-13	449	205	45.7	65	81	119	120	106							
ABSENTEE TOTALS	4189	931	22.2	426	395	492	496	449							
GRAND TOTALS	4189	3563	85.1	1489	1321	1829	1952	1612							

***GRAND TOTALS 37		PRESIDENTIAL GENERAL ELECTION, NOVEMBER 3, 1992 STATEWIDE PROPOSITIONS															
	REGISTRATION	BALLOTS CAST	TURNOUT		PROP 155 - SCHOOL FACILITIES BOND YES	NO		PROP 156 - PASS RAIL & CLEAN AIR BOND YES	NO		PROP 157 - TOLL ROADS & HIGHWAYS YES	NO		PROP 158 - OFFICE OF CALIFORNIA ANALYST YES	NO		
SANTA BARBARA COUNTY	209998	164416	78.3		80592	73507		70734	81057		38366	111148		55489	87910		
22ND CONGRESSIONAL	202750	158660	78.3		77698	70963		68175	78271		36995	107250		53552	84785		
23RD CONGRESSIONAL	7248	5758	79.4		2894	2544		2559	2786		1371	3898		1937	3125		
18TH STATE SENATORIAL	209998	164416	78.3		80592	73507		70734	81057		38366	111148		55489	87910		
33RD STATE ASSEMBLY	71372	55459	77.7		22965	29401		17628	34282		13079	38441		15316	34977		
35TH STATE ASSEMBLY	138626	108959	78.6		57627	43906		53106	46775		25287	72707		40173	52933		
1ST SUPERVISORIAL	44023	33418	75.9		18579	12734		17578	13238		7632	22556		12980	15801		
2ND SUPERVISORIAL	50570	40903	80.9		21026	17305		20248	17589		9875	27220		15432	20150		
3RD SUPERVISORIAL	44002	36160	78.6		18636	14763		15809	16918		8193	24009		12154	18047		
4TH SUPERVISORIAL	38438	30504	79.4		12772	16573		10367	18654		7291	21488		8421	19699		
5TH SUPERVISORIAL	30965	23413	75.6		9579	12132		6732	14658		5375	15875		6502	14213		
CARPINTERIA	7199	5762	80.0		2854	2584		2527	2807		1380	3888		1952	3109		
GUADALUPE	1452	1016	70.0		512	448		436	510		318	609		339	582		
LOMPOC	16613	12890	77.6		5468	6883		4929	7290		3228	8862		3516	8280		
SANTA BARBARA	53749	41045	76.4		22838	15495		21921	15841		9547	27344		16328	18952		
SANTA MARIA	25023	18846	75.3		7645	9728		5312	11793		4294	12719		5272	11260		
SOLVANG	3157	2580	81.7		1078	1354		987	1400		588	1777		752	1510		
PROPOSED GOLETA INCORPO	25537	20647	80.9		10500	8911		9411	9698		5202	13614		7478	10474		
BUELLTON	1958	1579	80.6		567	931		521	954		359	1109		401	1005		
PROPOSED MONTECITO INCD	6237	4893	78.5		2509	2033		2430	2057		1064	3345		1768	2421		
UNINCORPORATED AREA	69073	55160	79.9		26621	25140		22260	28707		12366	37861		17683	30317		

***ABSENTEE TOTALS 37	PRESIDENTIAL GENERAL ELECTION, NOVEMBER 3, 1992 STATEWIDE PROPOSITIONS													
	REGISTRATION	BALLOTS CAST	TURNOUT	PROP 155 - SCHOOL FACILITIES BOND YES	NO	PROP 156 - PASS RAIL & CLEAN AIR BOND YES	NO	PROP 157 - TOLL ROADS & HIGHWAYS YES	NO	PROP 158 - OFFICE OF CALIFORNIA ANALYST YES	NO			
SANTA BARBARA COUNTY	209998	36301	17.3	15345	18799	14193	19576	8661	24545	10962	21093			
22ND CONGRESSIONAL	202750	35301	17.4	14873	18332	13765	19071	8424	23873	10657	20518			
23RD CONGRESSIONAL	7248	1000	13.8	472	467	428	505	237	672	305	575			
18TH STATE SENATORIAL	209998	36301	17.3	15345	18799	14193	19576	8661	24545	10962	21093			
33RD STATE ASSEMBLY	71372	12091	16.9	4474	6984	3592	7750	2842	8405	3051	7896			
35TH STATE ASSEMBLY	138626	24210	17.5	10871	11815	10601	11826	5819	16140	7911	13197			
1ST SUPERVISORIAL	44023	7454	16.9	3614	3349	3611	3278	1780	4932	2580	3847			
2ND SUPERVISORIAL	50570	10714	21.2	4707	5320	4672	5247	2592	7117	3548	5819			
3RD SUPERVISORIAL	46002	6347	13.8	2457	3339	2415	3505	1540	4299	1851	3760			
4TH SUPERVISORIAL	38438	6375	16.6	2356	3745	2030	4018	1532	4460	1633	4212			
5TH SUPERVISORIAL	30965	5411	17.5	2011	3046	1445	3528	1217	3737	1350	3455			
CARPINTERIA	7199	1011	14.0	468	485	420	520	240	683	310	587			
GUADALUPE	1452	183	12.6	79	97	68	106	39	133	42	124			
LOHPOC	16613	2329	14.0	863	1321	822	1376	550	1621	586	1528			
SANTA BARBARA	53749	10081	18.8	4831	4575	4840	4451	2446	6588	3565	5111			
SANTA MARIA	25023	4454	17.8	1639	2500	1186	2901	1003	3052	1135	2798			
SOLVANG	3157	787	24.9	309	423	283	429	167	543	223	452			
PROPOSED GOLETA INCORPO	25537	4284	16.8	1837	2204	1721	2274	1107	2845	1320	2473			
BUELLTON	1958	394	20.1	129	244	115	254	96	273	90	261			
PROPOSED MONTECITO INCO	6237	1323	21.2	568	657	619	607	305	907	441	700			
UNINCORPORATED AREA	69073	11455	16.6	4602	6293	4119	6658	2708	7900	3250	7059			

PRESIDENTIAL GENERAL ELECTION, NOVEMBER 3, 1992
STATEWIDE PROPOSITIONS

REGISTRATION	BALLOTS CAST	TURNOUT	PROP 155 - SCHOOL FACILITIES BOND		PROP 156 - PASS RAIL & CLEAN AIR BOND		PROP 157 - TOLL ROADS & HIGHWAYS		PROP 158 - OFFICE OF CALIFORNIA ANALYST		
			YES	NO	YES	NO	YES	NO	YES	NO	
0001-CCAR 01-01	555	374	66.2	209	139	174	164	83	254	142	177
0002-CCAR 01-02	816	571	70.0	257	289	204	326	138	393	169	338
0003-CCAR 01-03	559	352	63.0	191	145	168	162	90	234	118	191
0004-CCAR 01-04	537	365	68.0	180	169	157	187	86	256	117	214
0005-CCAR 01-05	737	458	62.1	217	198	191	213	98	297	146	229
0006-CCAR 01-06	977	659	67.5	345	285	310	308	172	438	241	340
0007-CCAR 01-07	571	353	61.8	161	164	167	151	88	227	126	182
0008-CCAR 01-08	728	506	69.5	244	243	206	273	106	364	141	307
0009-CCAR 01-09	359	259	72.1	132	111	126	119	84	155	99	135
0010-CCAR 01-10	393	268	68.2	160	97	133	115	60	190	95	143
0011-CCAR 01-11	556	321	57.7	164	137	153	146	69	219	150	132
0012-CCAR 01-12	0	0	0.0	0	0	0	0	0	0	0	0
0013-CCAR 01-13	401	265	66.1	126	122	118	123	66	178	98	134
0014-CARP 03-01	240	140	58.3	86	50	77	58	37	98	46	80
0015-CARP 03-02	0	0	0.0	0	0	0	0	0	0	0	0
0016-CARP 03-03	659	393	59.6	208	164	210	156	86	280	144	206
0017-CARP 03-04	183	120	65.6	71	43	60	52	19	93	38	74
0018-CARP 03-05	747	506	67.7	285	188	273	196	100	359	208	217
0019-CARP 03-06	546	358	65.6	205	136	195	143	61	264	133	181
0020-CARP 03-07	27	12	44.4	5	7	5	7	4	6	4	8
0021-SUM 04-01	1010	657	65.0	424	195	395	221	157	440	272	291
0022-MONT 05-01	539	300	55.7	167	114	156	119	56	219	115	157
0023-MONT 05-02	559	324	58.0	177	135	182	122	69	230	119	171
0024-MONT 05-03	453	253	55.8	137	100	140	97	52	179	97	135
0025-MONT 05-04	560	341	60.9	198	131	188	128	78	235	133	160
0026-MONT 05-05	677	379	56.0	196	158	205	150	80	262	146	182
0027-MONT 05-06	534	312	58.4	183	118	179	114	53	232	114	164
0028-MONT 05-07	371	217	58.5	111	92	122	81	43	156	93	97
0029-MONT 05-08	700	431	61.6	242	166	221	183	99	297	174	206
0030-MONT 05-09	438	275	62.8	158	95	163	90	65	180	124	107
0031-MONT 05-10	2	2	100.0	2	0	0	2	0	2	1	1
0032-MONT 05-11	277	142	51.3	59	62	59	61	27	95	52	69
0033-S.Y. 06-01	3	1	33.3	1	0	0	1	0	1	1	0
0034-S.Y. 06-02	4	2	50.0	0	2	0	2	0	2	0	1
0035-CSPR 07-01	586	366	62.5	213	132	222	121	71	256	171	150
0036-CSPR 07-02	1029	508	49.4	240	196	145	274	98	312	92	279
0037-CSPR 07-03	684	415	60.7	259	140	243	146	99	285	194	177
0038-CSPR 07-04	428	250	58.4	128	104	130	104	61	165	90	123
0039-COSB 08-01	136	61	44.9	28	26	27	27	17	34	18	28
0040-COSB 09-01	24	19	79.2	15	4	11	7	8	10	6	11
0041-COSB 09-02	131	69	52.7	41	25	39	24	18	48	25	38
0042-COSB 09-03	9	9	100.0	6	3	6	3	2	7	2	6
0043-COSB 11-01	468	273	58.3	156	104	140	116	56	198	103	138
0044-COSB 11-02	955	544	57.0	326	180	319	179	111	373	219	240
0045-COSB 11-03	842	471	55.9	271	177	236	199	103	328	161	227
0046-COSB 11-04	689	367	53.3	186	162	180	166	73	261	142	180
0047-COSB 11-05	634	348	54.9	183	146	182	147	88	234	126	188
0048-COSB 11-06	780	355	45.5	193	139	184	139	86	237	129	184
0049-COSB 11-07	695	394	56.7	241	121	189	168	101	238	159	173
0050-COSB 11-08	825	459	55.6	278	147	241	169	113	294	192	204
0051-COSB 11-09	832	480	56.3	305	149	256	190	113	318	188	230
0052-COSB 11-10	697	330	47.3	188	120	152	142	96	194	112	165
0053-COSB 11-11	696	340	48.9	198	106	180	121	81	211	147	133
0054-COSB 11-12	607	312	51.4	207	82	182	99	70	207	135	118
0055-COSB 11-13	902	524	58.1	304	180	285	196	130	336	215	225
0056-COSB 11-14	583	360	61.7	236	109	229	108	86	247	164	147
0057-COSB 11-15	788	399	50.6	205	172	225	144	102	264	161	188
0058-COSB 11-16	905	559	61.8	341	191	359	160	109	399	255	237
0059-COSB 13-01	812	374	46.1	242	106	226	112	103	237	168	157
0060-COSB 13-02	851	468	55.0	290	131	274	135	97	307	192	185
0061-COSB 13-03	811	481	59.3	298	150	259	176	106	317	203	192
0062-COSB 13-04	857	533	62.2	320	164	313	170	103	361	236	192
0063-COSB 13-05	620	354	57.1	206	122	200	123	82	244	161	145
0064-COSB 13-06	749	429	57.3	269	125	264	125	96	275	187	169
0065-COSB 13-07	770	498	64.7	320	143	309	148	99	350	247	180
0066-COSB 13-08	665	400	60.2	257	117	257	115	89	269	177	160
0067-COSB 13-09	836	490	58.6	331	136	322	132	102	340	243	175
0068-COSB 13-10	734	457	62.3	297	138	294	135	102	314	204	189
0069-COSB 13-11	542	261	48.2	166	80	139	102	57	184	110	112
0070-COSB 13-12	758	429	56.6	277	121	222	160	116	265	156	192
0071-COSB 13-13	517	314	60.7	213	83	211	78	52	230	154	115
0072-COSB 13-14	881	517	58.7	304	190	314	181	109	374	236	226

PRESIDENTAL GENERAL ELECTION, NOVEMBER 3, 1992
STATEWIDE PROPOSITIONS

	REGISTRATION	BALLOTS CAST	TURNOUT	PROP 155 - SCHOOL FACILITIES BOND YES	NO	PROP 156 - PASS RAIL & CLEAN AIR BOND YES	NO	PROP 157 - TOLL ROADS & HIGHWAYS YES	NO	PROP 158 - OFFICE OF CALIFORNIA ANALYST YES	NO
0073-COSB 14-01	905	578	63.9	312	229	321	214	141	375	227	272
0074-COSB 15-01	775	467	60.3	237	183	255	168	123	286	166	228
0075-MISS 16-01	503	316	62.8	207	97	211	91	74	223	148	132
0076-MISS 17-01	745	488	65.5	294	172	297	160	100	352	236	191
0077-MISS 17-02	869	533	61.3	313	184	316	183	114	375	259	199
0078-COSB 19-01	687	417	60.7	237	158	248	143	72	310	179	191
0079-COSB 19-02	1011	560	55.4	323	187	319	186	118	373	229	239
0080-COSB 19-03	877	525	59.9	301	188	274	210	135	339	211	227
0081-COSB 19-04	710	441	62.1	244	176	254	168	110	292	180	205
0082-COSB 19-05	624	349	55.9	186	142	169	158	70	254	134	170
0083-COSB 19-06	1056	643	60.9	355	229	340	229	146	419	252	272
0084-COSB 19-07	704	409	58.1	231	162	205	178	99	272	159	209
0085-COSB 19-08	964	559	58.0	332	187	313	194	158	347	251	236
0086-COSB 19-09	954	493	51.7	248	213	253	204	125	326	164	273
0087-COSB 19-10	901	544	60.4	338	173	337	173	116	375	233	239
0088-COSB 19-11	822	512	62.3	307	171	296	186	108	362	211	235
0089-COSB 19-12	1032	624	60.5	356	230	334	250	139	432	268	275
0090-COSB 19-13	495	295	59.6	151	120	151	121	55	208	102	157
0091-COSB 19-14	902	487	54.0	249	209	252	189	108	323	183	240
0092-COSB 19-15	669	360	53.8	231	109	194	142	95	226	142	172
0093-COSB 19-16	572	344	60.1	204	120	190	127	75	236	134	156
0094-COSB 19-17	906	504	55.6	280	182	247	207	118	327	180	242
0095-COSB 19-18	760	437	57.5	274	133	244	157	90	307	192	187
0096-COSB 19-19	818	509	62.2	302	173	282	192	94	361	217	221
0097-COSB 19-20	803	493	61.4	292	167	270	185	114	332	212	211
0098-COSB 19-21	883	522	59.1	323	170	295	190	116	357	227	216
0099-COSB 19-22	799	462	57.8	274	149	245	169	124	283	196	186
0100-COSB 19-23	544	334	61.4	203	107	175	123	72	225	144	137
0101-COSB 19-24	495	319	64.4	207	95	185	113	56	235	145	134
0102-COSB 21-01	598	388	64.9	211	151	215	147	79	275	168	171
0103-COSB 21-02	578	315	54.5	151	150	148	151	77	211	107	170
0104-COSB 21-03	658	382	58.1	203	151	199	155	89	249	165	173
0105-COSB 21-04	545	357	65.5	180	155	160	166	74	250	120	193
0106-COSB 21-05	504	298	59.1	163	104	175	89	73	183	130	118
0107-MESA 22-01	55	50	90.9	27	19	22	22	19	28	19	26
0108-MESA 22-02	390	277	71.0	135	116	130	116	65	172	98	129
0109-COSB 23-01	634	351	55.4	200	128	197	128	89	229	157	157
0110-COSB 23-02	453	231	51.0	107	104	119	89	54	153	72	120
0111-COSB 23-03	730	441	60.4	253	169	247	159	98	305	197	188
0112-COSB 23-04	696	385	55.3	222	137	212	137	74	263	157	172
0113-COSB 23-05	427	231	54.1	114	108	123	95	49	171	98	112
0114-COSB 23-06	621	368	59.3	205	145	185	152	111	225	156	167
0115-COSB 25-01	575	328	57.0	188	116	186	111	77	217	137	144
0116-COSB 25-02	454	254	55.9	131	96	115	109	65	149	91	116
0117-COSB 25-03	534	306	57.3	171	117	157	123	65	213	134	135
0118-COSB 25-04	1022	591	57.8	297	259	277	269	164	372	220	298
0119-COSB 25-05	782	465	59.5	264	181	241	201	121	312	189	238
0120-COSB 25-06	649	408	62.9	252	138	249	135	85	290	174	190
0121-HOPE 27-01	197	114	57.9	55	53	55	51	29	79	42	56
0122-HOPE 27-02	807	523	64.8	291	186	267	205	114	347	204	228
0123-HOPE 27-03	789	387	49.0	180	177	192	162	108	247	140	203
0124-HOPE 27-04	419	267	63.7	121	127	131	118	61	178	96	139
0125-HOPE 27-05	610	368	60.3	173	171	185	158	67	251	153	172
0126-GOL 29-01	780	476	61.0	245	214	237	214	113	329	176	241
0127-GOL 29-02	838	482	57.5	251	204	246	198	146	294	191	225
0128-GOL 29-03	735	451	61.4	217	209	175	238	130	284	136	250
0129-GOL 29-04	392	209	53.3	95	101	90	102	60	132	70	109
0130-GOL 29-05	790	490	62.0	268	199	252	217	131	325	194	245
0131-GOL 29-06	799	480	60.1	250	203	223	218	151	287	172	239
0132-GOL 29-07	666	430	64.6	230	182	195	213	118	279	159	218
0133-GOL 31-01	505	315	62.4	164	136	145	150	86	205	114	156
0134-GOL 31-02	518	354	68.3	183	154	165	165	86	240	125	181
0135-GOL 31-03	456	300	65.8	127	144	137	129	66	198	102	158
0136-GOL 31-04	802	530	66.1	256	248	246	254	140	349	188	278
0137-GOL 31-05	687	420	61.1	218	194	224	185	116	285	196	197
0138-GOL 31-06	845	539	63.8	284	228	269	234	118	374	217	267
0139-GOL 31-07	466	287	61.6	150	124	152	116	71	194	127	133
0140-GOL 31-08	93	64	68.8	38	21	39	21	18	40	27	21
0141-GOL 31-09	526	343	65.2	185	143	167	158	84	238	137	174
0142-UCSB 33-01	447	298	66.7	145	45	117	66	37	136	80	79
0143-UCSB 33-02	637	394	61.9	258	77	166	149	59	247	112	148
0144-UCSB 33-03	679	429	63.2	276	94	189	148	74	270	136	143

PRESIDENTIAL GENERAL ELECTION, NOVEMBER 3, 1992
STATEWIDE PROPOSITIONS

37

	REGISTRATION	BALLOTS CAST	TURNOUT	PROP 155 - SCHOOL FACILITIES BOND		PROP 156 - PASS RAIL & CLEAN AIR BOND		PROP 157 - TOLL ROADS & HIGHWAYS		PROP 158 - OFFICE OF CALIFORNIA ANALYST	
				YES	NO	YES	NO	YES	NO	YES	NO
0145-UCSB 33-04	347	216	62.2	147	35	109	58	31	134	45	81
0146-UCSB 33-05	1026	736	71.7	549	141	448	216	157	486	350	258
0147-UCSB 33-06	398	289	72.6	205	67	175	80	76	165	150	98
0148-UCSB 33-07	566	300	53.0	187	74	118	118	66	174	98	105
0149-UCSB 33-08	542	362	66.8	217	89	147	137	72	214	114	132
0150-I.V. 34-01	474	354	74.7	210	92	180	111	59	224	119	126
0151-I.V. 34-02	537	337	62.6	220	57	171	88	61	194	114	89
0152-I.V. 34-03	417	312	74.8	193	72	166	96	56	195	103	102
0153-I.V. 34-04	582	362	62.2	218	75	163	111	74	194	97	126
0154-I.V. 34-05	456	288	63.2	182	68	152	85	51	184	128	79
0155-I.V. 34-06	479	327	68.3	209	83	157	127	59	215	125	122
0156-I.V. 34-07	627	402	64.1	257	99	201	147	85	255	151	132
0157-I.V. 34-08	577	368	63.8	238	76	155	147	78	227	116	137
0158-I.V. 34-09	674	520	77.2	310	139	238	201	103	324	198	167
0159-I.V. 34-10	441	343	77.6	236	67	204	92	91	199	160	97
0160-I.V. 34-11	350	279	79.7	194	55	149	94	53	185	132	83
0161-I.V. 34-12	654	426	65.1	288	88	234	134	80	272	161	141
0162-I.V. 34-13	766	525	68.5	319	110	264	157	93	311	162	161
0163-I.V. 34-14	786	538	68.4	349	97	281	143	98	316	176	171
0164-I.V. 34-15	510	388	76.1	261	88	207	124	85	240	136	161
0165-I.V. 34-16	733	535	73.0	349	119	297	151	112	334	205	171
0166-I.V. 34-17	590	449	76.1	296	101	242	143	86	285	177	141
0167-HOPE 35-01	634	360	56.8	183	146	178	135	87	227	121	177
0168-HOPE 35-02	404	232	57.4	122	97	117	100	55	159	87	122
0169-HOPE 35-03	501	288	57.5	155	124	148	127	73	195	109	156
0170-HOPE 35-04	846	494	58.4	276	180	250	202	113	339	200	228
0171-HOPE 35-05	620	395	63.7	198	178	187	188	98	267	154	200
0172-AIR 36-01	0	0	0.0	0	0	0	0	0	0	0	0
0173-GOL 37-01	222	134	60.4	72	55	70	51	30	89	56	58
0174-GOL 37-02	871	518	59.5	271	212	244	229	119	343	206	228
0175-GOL 37-03	784	472	60.2	242	202	234	213	116	321	180	235
0176-GOL 37-04	808	505	62.5	260	228	230	247	137	338	184	272
0177-GOL 37-05	541	332	61.4	174	146	148	167	99	212	137	162
0178-GOL 37-06	654	385	58.9	188	172	176	183	98	257	143	201
0179-GOL 37-07	761	481	63.2	220	232	219	228	123	313	165	247
0180-GOL 37-08	882	555	62.9	324	201	267	251	153	356	224	264
0181-GOL 37-09	848	478	56.4	262	187	203	232	131	297	173	244
0182-GOL 37-10	201	104	51.7	57	35	59	33	30	59	43	39
0183-GOL 37-11	0	0	0.0	0	0	0	0	0	0	0	0
0184-GOL 37-12	394	245	62.2	137	94	122	103	61	163	92	120
0185-GOL 39-01	566	378	66.8	177	185	163	189	79	269	124	215
0186-GOL 39-02	628	419	66.7	201	191	177	215	111	270	136	233
0187-GOL 39-03	707	443	62.7	226	197	209	209	105	309	159	241
0188-GOL 39-04	668	424	63.5	181	217	184	210	101	290	133	235
0189-GOL 39-05	523	318	60.8	173	133	140	166	85	214	111	175
0190-GOL 39-06	432	249	57.6	136	105	116	120	70	160	106	120
0191-GOL 39-07	543	321	59.1	153	152	139	161	84	214	112	181
0192-GOL 39-08	518	356	68.7	190	146	166	168	78	251	142	177
0193-GOL 39-09	804	515	64.1	264	205	248	222	111	351	198	240
0194-GOL 39-10	789	523	66.3	283	206	244	231	139	332	219	234
0195-GOL 39-11	445	288	64.7	137	136	126	138	73	187	107	147
0196-GOL 39-12	572	386	67.5	194	177	172	193	102	257	136	217
0197-GOL 39-13	625	417	66.7	196	206	182	211	110	279	176	206
0198-GOL 39-14	55	46	83.6	16	28	9	32	15	27	13	26
0199-GOL 39-15	578	366	63.3	209	133	177	161	90	240	145	173
0200-GOL 39-16	429	266	62.0	133	119	115	138	42	206	92	140
0201-GOL 39-17	21	16	76.2	13	2	13	3	11	5	7	9
0202-GOL 39-18	707	461	65.2	252	183	232	200	106	313	182	220
0203-GOL 39-19	684	485	70.9	273	171	234	212	109	323	201	192
0204-GOL 39-20	210	133	63.3	85	40	80	44	24	97	70	48
0205-GOL 39-21	831	570	68.6	354	188	293	242	129	389	218	262
0206-GOL 39-22	596	406	67.9	275	102	225	143	109	249	163	175
0207-GOL 39-23	508	352	69.3	206	105	169	141	95	206	127	163
0208-GOL 39-24	1077	722	67.0	381	292	347	317	162	493	267	358
0209-GOL 39-25	34	26	76.5	19	6	17	8	6	16	18	6
0210-GOL 39-26	98	73	74.5	33	33	32	35	18	47	22	43
0211-C ISL 41-01	5	3	60.0	3	0	2	1	1	2	2	1
0212-PRDS 42-01	213	109	51.2	63	42	51	53	22	79	53	42
0213-PRDS 42-02	1	1	100.0	1	0	1	0	0	1	1	0
0214-S.Y. 43-01	964	620	64.3	273	319	225	353	139	436	201	353
0215-S.Y. 43-02	822	510	62.0	219	273	192	300	90	397	146	324
0216-S.Y. 43-03	734	398	54.2	175	199	160	218	94	277	127	233

PRESIDENTAL GENERAL ELECTION, NOVEMBER 3, 1992
STATEWIDE PROPOSITIONS

37	REGISTRATION	BALLOTS CAST	TURNOUT	PROP 155 - SCHOOL FACILITIES BOND		PROP 156 - PASS RAIL & CLEAN AIR BOND		PROP 157 - TOLL ROADS & HIGHWAYS		PROP 158 - OFFICE OF CALIFORNIA ANALYST	
				YES	NO	YES	NO	YES	NO	YES	NO
0217-S.Y. 43-04	362	207	57.2	76	124	74	124	50	145	63	123
0218-S.Y. 43-05	529	296	56.0	143	137	109	165	66	206	59	204
0219-S.Y. 43-06	140	89	63.6	29	52	26	54	24	56	22	53
0220-STYNZ 44-01	2	2	100.0	1	1	1	1	0	2	1	1
0221-STYNZ 44-02	68	44	64.7	23	21	17	24	9	32	11	29
0222-STYNZ 44-03	7	2	28.6	2	0	2	0	0	2	1	0
0223-LOSO 45-01	77	56	72.7	27	27	24	28	13	39	23	29
0224-LOSO 45-02	825	543	65.8	248	262	219	284	127	377	191	287
0225-BLRD 47-01	568	358	63.0	167	179	131	213	83	255	104	222
0226-BLRD 47-02	195	136	69.7	57	72	51	78	31	97	41	87
0227-CSOL 47-03	152	91	59.9	34	50	27	57	17	66	25	58
0228-SOL 48-01	35	29	82.9	13	15	6	22	2	25	5	21
0229-SOL 49-01	82	75	91.5	31	38	29	36	10	56	23	36
0230-SOL 49-02	208	123	59.1	53	65	50	67	26	89	29	84
0231-CSOL 49-03	972	573	59.0	263	282	221	313	137	387	162	332
0232-SOL 49-04	40	27	67.5	17	10	13	13	9	16	7	14
0233-CSOL 49-05	225	127	56.4	63	51	63	48	32	80	42	62
0234-CSOL 49-06	846	445	52.6	209	220	184	237	112	302	156	252
0235-CSOL 49-07	839	498	59.4	177	293	188	280	109	356	123	320
0236-CSOL 49-08	123	59	48.0	23	35	21	36	14	43	21	34
0237-BLTN 51-01	803	492	61.3	189	269	175	271	113	329	148	281
0238-BLTN 51-02	424	230	54.2	92	130	76	143	51	168	58	151
0239-BLTN 51-03	82	58	70.7	15	39	10	43	21	32	11	38
0240-BLTN 51-04	731	463	63.3	157	286	155	286	99	339	105	312
0241-BLTN 51-05	101	61	60.4	24	37	18	39	14	45	9	43
0242-BLTN 51-06	160	97	60.6	31	62	29	63	21	72	26	62
0243-BLTN 51-07	84	77	91.7	23	49	26	42	14	56	17	51
0244-VIST 52-01	10	11	110.0	4	7	3	8	3	8	6	5
0245-VIST 52-02	10	16	88.9	12	3	11	2	4	9	6	7
0246-VIST 53-01	117	90	76.9	57	29	48	38	25	61	41	41
0247-VIST 53-02	0	0	0.0	0	0	0	0	0	0	0	0
0248-VIST 55-01	133	63	47.4	29	29	31	24	15	42	29	24
0249-VIST 56-01	39	36	92.3	17	17	14	19	4	24	13	14
0250-PUR 57-01	1	0	0.0	0	0	0	0	0	0	0	0
0251-PUR 57-02	117	95	81.2	24	66	24	68	19	71	15	72
0252-PUR 57-03	158	104	65.8	40	60	31	68	21	74	16	78
0253-PUR 57-04	1553	683	44.0	421	222	255	377	158	469	199	408
0254-PUR 57-05	0	0	0.0	0	0	0	0	0	0	0	0
0255-PUR 57-06	46	37	80.4	13	23	9	28	9	28	4	32
0256-PUR 57-07	0	0	0.0	0	0	0	0	0	0	0	0
0257-PUR 57-08	21	13	61.9	3	8	2	9	4	7	2	8
0258-PUR 57-09	0	0	0.0	0	0	0	0	0	0	0	0
0259-COL 59-01	558	400	71.7	173	222	157	235	86	301	99	282
0260-COL 59-02	896	616	68.8	250	342	245	344	165	417	185	373
0261-COL 59-03	653	427	65.4	173	229	169	228	116	277	124	252
0262-COL 59-04	623	391	62.8	166	204	176	194	89	278	116	237
0263-COL 59-05	931	568	61.0	258	294	235	310	147	401	174	355
0264-COL 59-06	659	395	59.9	186	198	160	223	89	288	111	259
0265-COL 59-07	618	398	64.4	161	220	154	222	91	286	110	260
0266-COL 59-08	778	448	57.6	205	226	176	247	109	314	138	280
0267-COL 59-09	709	390	55.0	188	185	168	194	90	274	96	262
0268-COL 59-10	778	495	63.6	181	293	181	287	130	338	138	308
0269-COL 59-11	597	385	64.5	147	217	156	207	89	269	93	256
0270-COL 59-12	1015	678	66.8	294	368	250	400	174	465	179	450
0271-COL 59-13	597	370	62.0	159	197	152	197	86	262	95	254
0272-COL 59-14	429	262	61.1	117	142	75	161	82	171	73	179
0273-COL 59-15	805	477	59.3	220	222	191	243	129	306	133	286
0274-COL 59-16	490	347	70.8	141	187	121	204	89	236	95	213
0275-COL 59-17	778	512	65.8	225	267	196	291	139	340	152	324
0276-COL 59-18	938	628	67.0	259	351	192	413	143	451	164	417
0277-COL 59-19	675	368	54.5	183	173	146	207	124	225	125	216
0278-COL 59-20	730	466	63.8	232	209	207	224	118	304	130	284
0279-COL 59-21	481	321	66.7	129	182	113	191	71	228	66	221
0280-COL 59-22	814	542	66.6	226	293	199	317	143	366	148	342
0281-COL 59-23	0	0	0.0	0	0	0	0	0	0	0	0
0282-COL 59-24	917	585	63.8	262	301	240	316	142	410	162	381
0283-COL 59-25	2	1	50.0	1	0	1	0	0	1	1	0
0284-COL 61-01	142	91	64.1	49	40	27	59	33	53	23	61
0285-PUR 63-01	472	321	68.0	131	182	109	204	67	245	82	223
0286-PUR 63-02	489	351	71.8	121	225	120	224	98	242	99	231
0287-PUR 63-03	638	396	62.1	152	235	146	236	101	281	75	299

PRESIDENTIAL GENERAL ELECTION, NOVEMBER 3, 1992
STATEWIDE PROPOSITIONS

37

	REGISTRATION	BALLOTS CAST	TURNOUT	PROP 155 - SCHOOL FACILITIES BOND		PROP 156 - PASS RAIL & CLEAN AIR BOND		PROP 157 - TOLL ROADS & HIGHWAYS		PROP 158 - OFFICE OF CALIFORNIA ANALYST	
				YES	NO	YES	NO	YES	NO	YES	NO
0289-PUR 63-05	563	347	65.2	155	206	137	217	92	262	103	244
0290-PUR 63-06	765	460	60.1	179	268	178	259	112	321	136	281
0291-PUR 63-07	649	422	65.0	185	229	139	273	109	296	97	301
0292-PUR 63-08	652	419	64.3	156	252	108	295	105	298	126	276
0293-PUR 63-09	575	344	59.8	151	186	133	194	81	248	88	233
0294-PUR 63-10	40	34	85.0	11	23	10	24	11	21	10	22
0295-PUR 63-11	2	2	100.0	1	1	1	1	0	2	1	1
0296-PUR 63-12	424	262	61.8	83	161	91	156	54	190	61	165
0297-PUR 63-13	449	205	45.7	92	109	96	104	33	164	77	119
0298-PUR 63-14	4	2	50.0	1	1	1	1	1	1	0	2
0299-LOSA 65-01	600	391	65.2	174	194	133	229	91	270	112	242
0300-LOSA 65-02	42	35	83.3	15	16	10	23	8	24	7	25
0301-LOSA 65-03	8	4	50.0	1	2	1	2	0	1	1	2
0302-CAS 67-01	75	39	52.0	17	20	10	26	11	24	9	28
0303-ORCT 69-01	766	489	63.8	194	277	124	343	116	347	128	324
0304-ORCT 69-02	839	484	57.7	183	276	141	311	107	339	145	293
0305-ORCT 69-03	607	378	62.3	161	208	110	256	82	279	106	250
0306-ORCT 69-04	526	325	61.8	138	174	99	208	77	223	87	209
0307-ORCT 69-05	10	9	90.0	2	7	1	8	0	9	2	7
0308-ORCT 69-06	2	1	50.0	1	0	1	0	1	0	0	1
0309-ORCT 69-07	3	3	100.0	0	2	0	3	0	3	0	3
0310-ORCT 69-08	312	199	63.8	93	98	56	127	39	141	65	116
0311-ORCT 69-09	43	32	74.4	15	17	12	20	4	28	8	23
0312-ORCT 69-10	764	471	61.6	214	244	136	316	101	354	138	303
0313-ORCT 71-01	440	257	58.4	120	122	76	168	61	179	77	161
0314-ORCT 71-02	85	50	58.8	19	27	19	27	11	35	20	25
0315-ORCT 71-03	434	267	61.5	110	145	82	170	47	202	87	158
0316-ORCT 71-04	556	362	65.1	149	204	105	245	78	275	97	251
0317-ORCT 71-05	536	368	68.7	154	203	92	264	81	271	99	247
0318-ORCT 71-06	860	518	60.2	214	281	153	335	124	359	144	326
0319-ORCT 71-07	797	509	63.9	220	269	136	352	127	360	137	340
0320-ORCT 71-08	947	611	64.5	270	327	187	403	158	421	174	399
0321-ORCT 71-09	634	503	60.3	204	279	143	338	112	360	136	329
0322-ORCT 71-10	878	599	68.2	267	314	182	388	139	432	185	370
0323-ORCT 71-11	742	499	67.3	222	263	148	328	109	368	134	338
0324-ORCT 71-12	495	315	63.6	128	179	114	193	94	210	92	209
0325-ORCT 71-13	534	364	68.2	154	201	83	265	76	270	112	233
0326-ORCT 71-14	686	434	63.3	196	217	129	283	105	301	117	279
0327-ORCT 71-15	383	236	61.6	86	143	72	158	40	190	60	162
0328-ORCT 71-16	0	0	0.0	0	0	0	0	0	0	0	0
0329-ORCT 71-17	661	395	59.8	169	214	135	241	91	284	147	224
0330-ORCT 71-18	197	128	65.0	43	82	31	93	23	100	32	90
0331-ORCT 71-19	475	277	58.3	117	152	68	202	61	199	74	187
0332-ORCT 71-20	701	476	68.2	183	280	115	343	94	363	122	324
0333-ORCT 71-21	948	646	68.1	282	334	211	394	124	477	188	391
0334-ORCT 71-22	643	417	64.9	162	238	100	296	78	312	105	288
0335-ORCT 71-23	822	502	61.1	181	293	157	312	123	339	166	290
0336-ORCT 71-24	362	234	64.6	115	110	78	146	50	171	86	131
0337-ORCT 71-25	602	395	65.6	181	191	129	239	84	283	109	245
0338-S.M. 73-01	118	61	51.7	15	43	18	38	17	40	14	43
0339-S.M. 73-02	652	403	61.8	182	196	108	262	88	278	88	274
0340-S.M. 73-03	172	114	66.3	48	63	26	79	15	91	28	80
0341-S.M. 73-04	0	0	0.0	0	0	0	0	0	0	0	0
0342-COSM 76-01	68	39	57.4	22	16	11	27	10	28	4	30
0343-COSM 76-02	647	416	64.3	178	213	125	260	88	297	121	254
0344-COSM 76-03	770	493	64.0	200	266	132	332	121	337	145	299
0345-COSM 76-04	0	0	0.0	0	0	0	0	0	0	0	0
0346-COSM 77-01	1126	628	55.8	335	222	215	334	195	357	212	328
0347-COSM 77-02	517	283	54.7	144	115	83	173	60	190	80	166
0348-COSM 77-03	469	252	53.7	102	125	70	153	64	158	83	129
0349-COSM 77-04	589	266	45.2	119	115	80	158	58	176	71	160
0350-COSM 77-05	518	271	52.3	127	106	86	143	59	170	80	144
0351-COSM 77-06	532	240	48.9	113	118	74	152	56	171	83	139
0352-COSM 77-07	690	378	54.8	175	177	115	229	117	226	113	215
0353-COSM 77-08	434	206	47.5	95	94	54	134	59	131	64	123
0354-COSM 77-09	628	378	60.2	149	203	93	252	70	266	105	220
0355-COSM 77-10	811	452	55.7	205	205	139	266	113	296	143	246
0356-COSM 77-11	157	90	57.3	26	55	24	57	18	64	18	61
0357-COSM 77-12	478	291	60.9	121	143	100	163	57	208	78	181
0358-COSM 77-13	5	2	40.0	2	0	1	1	0	2	1	1
0359-COSM 78-01	657	364	55.4	169	163	111	218	90	233	104	214
0360-COSM 78-02	478	245	51.3	102	118	81	137	58	161	73	142

PRESIDENTIAL GENERAL ELECTION, NOVEMBER 3, 1992
STATEWIDE PROPOSITIONS

37

	REGISTRATION	BALLOTS CAST	TURNOUT	PROP 155 - SCHOOL FACILITIES BOND YES	NO	PROP 156 - PASS RAIL & CLEAN AIR BOND YES	NO	PROP 157 - TOLL ROADS & HIGHWAYS YES	NO	PROP 158 - OFFICE OF CALIFORNIA ANALYST YES	NO
0361-COSM 78-03	876	517	59.0	163	296	137	316	143	313	172	266
0362-COSM 78-04	670	427	63.7	181	216	127	264	91	295	126	258
0363-COSM 78-05	622	389	62.5	147	202	96	247	88	261	116	213
0364-COSM 78-06	592	360	60.8	128	216	83	247	96	239	100	223
0365-COSM 78-07	366	186	50.8	78	87	59	105	51	107	48	102
0366-COSM 78-08	555	282	50.8	104	147	87	158	71	177	76	165
0367-COSM 78-09	326	189	58.0	57	107	46	118	31	130	40	114
0368-COSM 78-10	605	339	56.0	125	194	84	231	58	240	105	206
0369-COSM 78-11	715	420	58.7	161	221	98	273	83	283	99	269
0370-COSM 78-12	580	303	52.2	157	124	124	153	68	206	91	171
0371-COSM 78-13	892	508	57.0	186	294	120	340	109	349	127	314
0372-COSM 78-14	527	300	56.9	131	146	84	181	56	209	97	167
0373-COSM 78-15	670	411	61.3	170	214	122	252	83	292	128	234
0374-COSM 78-16	671	389	58.0	171	197	94	240	92	262	113	236
0375-COSM 78-17	546	336	61.5	111	205	85	227	70	242	82	216
0376-COSM 78-18	538	362	67.3	153	177	112	211	77	242	83	225
0377-COSM 78-19	887	554	62.5	224	301	128	395	122	395	151	353
0378-COSM 78-20	410	259	63.2	101	143	79	159	54	182	95	130
0379-COSM 78-21	663	389	58.7	169	200	128	233	66	292	104	243
0380-COSM 78-22	521	308	59.1	107	185	87	200	72	216	86	198
0381-COSM 78-23	364	208	57.1	96	93	53	132	53	138	58	128
0382-COSM 78-24	762	465	61.0	175	249	124	299	102	311	133	272
0383-COSM 78-25	368	175	47.6	92	61	55	98	45	102	43	100
0384-COSM 78-26	854	495	58.0	207	256	159	300	99	351	141	301
0385-COSM 78-27	669	507	58.3	226	243	161	302	118	342	143	306
0386-S.M. 81-01	48	30	62.5	14	11	15	11	8	18	5	21
0387-S.M. 81-02	56	34	60.7	12	21	10	22	4	28	4	27
0388-S.M. 82-01	6	6	100.0	3	3	1	5	0	4	1	5
0389-BON 83-01	33	26	78.8	10	16	9	15	6	19	5	20
0390-BON 85-01	23	14	60.9	5	8	3	10	6	7	3	9
0391-GUAD 87-01	76	50	65.8	38	11	15	34	9	41	15	35
0392-COG 91-01	790	475	60.1	242	204	202	238	143	284	172	255
0393-COG 91-02	662	356	54.1	191	147	166	166	136	192	125	203
0394-SISQ 95-01	117	95	81.2	41	51	20	72	19	74	22	70
0395-SISQ 95-02	360	193	53.6	86	100	57	126	43	136	43	133
0396-L O 96-01	0	0	0.0	0	0	0	0	0	0	0	0
0397-L O 96-02	0	0	0.0	0	0	0	0	0	0	0	0
0398-CUY 97-01	456	289	63.4	107	161	67	199	60	204	62	195
ABSENTEE TOTALS	209998	36301	17.3	15345	18799	14193	19576	8661	24545	10962	21093
GRAND TOTALS	209998	164418	78.3	80592	73507	70734	81057	38366	111148	55489	87910

***GRAND TOTALS
88

PRESIDENTIAL GENERAL ELECTION, NOVEMBER 3, 1992
STATEWIDE PROPOSITIONS

	REGISTRATION	BALLOTS CAST	TURNOUT		PROP 159 - OFFICE OF THE AUDITOR GENERAL YES	NO		PROP 160 - PROPERTY TAX EXEMPTION YES	NO		PROP 161 - PHYSICIAN ASSISTED DEATH YES	NO		PROP 162 - PUBLIC EMPLOYEE RETIREMENT SYS YES	NO			
SANTA BARBARA COUNTY	209998	164418	78.3		57200	85145		75128	76266		73803	83023		76417	68594			
22ND CONGRESSIONAL	202750	158660	78.3		55243	82087		72472	73627		71241	80110		73679	66249			
23RD CONGRESSIONAL	7248	5758	79.4		1957	3058		2656	2639		2562	2913		2738	2345			
16TH STATE SENATORIAL	209998	164418	78.3		57200	85145		75128	76266		73803	83023		76417	68594			
33RD STATE ASSEMBLY	71372	55457	77.7		16176	33789		25901	26705		20884	32871		25660	25591			
35TH STATE ASSEMBLY	138626	108959	78.6		41024	51356		49227	49561		52919	50152		50757	43003			
1ST SUPERVISORIAL	44023	33418	75.9		13177	15354		15413	14659		16458	14890		15747	12973			
2ND SUPERVISORIAL	50570	40903	80.9		15834	19533		18146	19626		19291	19857		19971	16232			
3RD SUPERVISORIAL	46002	36180	78.6		12426	17500		16364	16057		17828	16241		15791	14488			
4TH SUPERVISORIAL	38438	30504	79.4		8927	19035		14311	14826		11688	17982		14369	13994			
5TH SUPERVISORIAL	30965	23413	75.6		6836	13723		10894	11098		8538	14053		10537	10907			
CARPINTERIA	7199	5762	80.0		1966	3050		2654	2630		2544	2916		2753	2322			
GUADALUPE	1452	1016	70.0		364	551		524	414		310	654		491	430			
LORPDC	16613	12890	77.6		3710	8030		6172	5993		5075	7350		6303	5560			
SANTA BARBARA	53749	41045	76.4		16654	18367		19053	18257		19987	18794		20240	15427			
SANTA MARIA	25023	18846	75.3		5572	10832		8777	8916		6897	11300		8594	8654			
SOLVANG	3157	2580	81.7		811	1438		1046	1306		1002	1433		1058	1226			
PROPOSED GOLETA INCORPO	25537	20647	80.9		7685	10141		9196	9739		9418	10255		9997	8081			
BUELLTON	1958	1579	80.6		422	984		656	795		673	825		698	721			
PROPOSED MONTECITO INCO	6237	4893	78.5		1846	2330		2104	2273		2313	2287		2037	2109			
UNINCORPORATED AREA	69073	55160	79.9		18170	29422		24946	25943		25584	27209		24246	24064			

***ABSENTEE TOTALS
38

PRESIDENTIAL GENERAL ELECTION, NOVEMBER 3, 1992
STATEWIDE PROPOSITIONS

	REGISTRATION	BALLOTS CAST	TURNOUT	PROP 159 - OFFICE OF THE AUDITOR GENERAL		PROP 160 - PROPERTY TAX EXEMPTION		PROP 161 - PHYSICIAN ASSISTED DEATH		PROP 162 - PUBLIC EMPLOYEE RETIREMENT SYS	
				YES	NO	YES	NO	YES	NO	YES	NO
SANTA BARBARA COUNTY	209998	36301	17.3	11640	20244	16126	17652	17603	17214	16810	15604
22ND CONGRESSIONAL	202750	35301	17.4	11317	19686	15653	17203	17114	16733	16341	15181
23RD CONGRESSIONAL	7248	1000	13.8	323	558	473	449	489	481	469	423
18TH STATE SENATORIAL	209998	36301	17.3	11640	20244	16126	17652	17603	17214	16810	15604
33RD STATE ASSEMBLY	71372	12091	16.9	3343	7536	5759	5695	5160	6554	5698	5390
35TH STATE ASSEMBLY	138626	24210	17.5	8297	12708	10367	11957	12443	10660	11312	10214
1ST SUPERVISORIAL	44023	7454	16.9	2688	3698	3284	3501	4084	2981	3376	3093
2ND SUPERVISORIAL	50570	10714	21.2	3732	5612	4531	5420	5353	4902	5057	4490
3RD SUPERVISORIAL	46002	6347	13.8	1959	3612	2704	3186	3129	2959	2831	2777
4TH SUPERVISORIAL	38438	6375	16.6	1769	4037	3097	2990	2795	3404	2998	2896
5TH SUPERVISORIAL	30965	5411	17.5	1492	3285	2510	2555	2242	2968	2548	2348
CARPINTERIA	7199	1011	14.0	330	565	473	456	488	484	491	408
GUADALUPE	1452	183	12.6	54	114	88	85	67	104	85	86
LOMPOC	16613	2329	14.0	643	1454	1101	1082	1045	1199	1134	993
SANTA BARBARA	53749	10081	18.8	3715	4931	4437	4807	5203	4340	4800	4035
SANTA MARIA	25023	4454	17.8	1256	2650	2075	2092	1833	2454	2132	1894
SOLVANG	3157	787	24.9	235	430	309	396	330	413	313	375
PROPOSED GOLETA INCORPD	25537	4284	16.8	1421	2352	1823	2176	2088	2033	2050	1760
BUELLTON	1958	394	20.1	94	259	154	204	180	190	195	157
PROPOSED MONTECITO INCO	6237	1323	21.2	462	677	521	682	768	496	544	593
UNINCORPORATED AREA	69073	11455	16.6	3430	6812	5145	5672	5601	5501	5066	5303

PRESIDENTIAL GENERAL ELECTION, NOVEMBER 3, 1992
STATEWIDE PROPOSITIONS

38

	REGISTRATION	BALLOTS CAST	TURNOUT	PROP 159 - OFFICE OF THE AUDITOR GENERAL		PROP 160 - PROPERTY TAX EXEMPTION		PROP 161 - PHYSICIAN ASSISTED DEATH		PROP 162 - PUBLIC EMPLOYEE RETIREMENT SYS	
				YES	NO	YES	NO	YES	NO	YES	NO
0001-CCAR 01-01	565	374	66.2	128	167	145	188	182	164	175	142
0002-CCAR 01-02	816	571	70.0	173	325	198	239	206	348	273	247
0003-CCAR 01-03	559	352	63.0	124	190	178	123	154	180	154	157
0004-CCAR 01-04	537	345	68.0	111	217	155	189	171	176	181	150
0005-CCAR 01-05	737	458	62.1	160	209	197	196	169	242	200	181
0006-CCAR 01-06	777	659	84.7	240	337	288	326	273	348	347	227
0007-CCAR 01-07	571	353	61.8	131	172	177	141	163	162	169	134
0008-CCAR 01-08	728	506	69.5	130	311	215	258	208	280	226	219
0009-CCAR 01-09	359	259	72.1	102	131	110	133	130	120	132	103
0010-CCAR 01-10	393	268	68.2	100	134	138	110	123	132	131	109
0011-CCAR 01-11	554	321	57.7	137	140	135	158	162	149	143	141
0012-CCAR 01-12	0	0	0.0	0	0	0	0	0	0	0	0
0013-CCAR 01-13	401	245	61.1	100	132	125	113	115	131	131	104
0014-CARP 03-01	240	140	58.3	51	74	57	73	68	67	71	54
0015-CARP 03-02	0	0	0.0	0	0	1	2	3	0	3	0
0016-CARP 03-03	659	393	59.6	137	211	160	206	182	199	190	159
0017-CARP 03-04	183	120	65.6	42	66	64	50	55	61	60	53
0018-CARP 03-05	747	506	67.7	205	222	241	225	259	222	238	205
0019-CARP 03-06	546	358	65.6	137	170	158	184	192	167	142	188
0020-CARP 03-07	27	12	44.4	5	7	6	6	9	3	7	5
0021-SUM 04-01	1010	657	65.0	272	291	310	294	395	234	337	230
0022-MONT 05-01	539	300	55.7	127	133	130	143	145	135	130	132
0023-MONT 05-02	559	324	58.0	124	166	153	147	162	148	131	155
0024-MONT 05-03	453	253	55.8	98	131	110	127	131	114	103	124
0025-MONT 05-04	560	341	60.9	136	157	154	161	169	157	168	132
0026-MONT 05-05	677	379	56.0	154	173	147	183	194	157	125	198
0027-MONT 05-06	534	312	58.4	118	160	132	161	150	150	139	138
0028-MONT 05-07	371	217	58.5	95	95	85	115	109	97	63	132
0029-MONT 05-08	700	431	61.6	181	196	183	206	217	187	189	179
0030-MONT 05-09	438	275	62.8	116	117	134	109	123	134	130	95
0031-MONT 05-10	2	2	100.0	1	1	2	0	0	2	2	0
0032-MONT 05-11	277	142	51.3	49	73	37	79	73	47	41	71
0033-S.Y. 06-01	3	1	33.3	1	0	1	0	1	0	0	1
0034-S.Y. 06-02	4	2	50.0	1	0	1	1	2	0	0	1
0035-CSPR 07-01	586	366	62.5	164	147	180	151	211	133	168	143
0036-CSPR 07-02	1029	508	49.4	107	265	283	126	74	391	205	163
0037-CSPR 07-03	684	415	60.7	205	164	195	180	184	205	190	166
0038-CSPR 07-04	428	250	58.4	96	120	103	128	107	131	113	110
0039-COSB 08-01	136	41	44.9	22	25	29	24	32	26	27	26
0040-COSB 09-01	24	19	79.2	8	10	9	5	7	8	11	4
0041-COSB 09-02	131	69	52.7	22	40	32	33	27	39	41	22
0042-COSB 09-03	9	9	100.0	4	5	2	6	6	2	2	6
0043-COSB 11-01	468	273	58.3	109	130	120	131	132	131	145	99
0044-COSB 11-02	955	544	57.0	221	233	258	239	293	220	278	190
0045-COSB 11-03	842	471	55.9	179	230	240	173	204	229	231	166
0046-COSB 11-04	689	367	53.3	139	179	153	174	169	175	162	159
0047-COSB 11-05	634	348	54.9	122	189	148	182	175	160	181	138
0048-COSB 11-06	780	355	45.5	128	183	183	129	151	175	163	138
0049-COSB 11-07	695	394	56.7	154	171	199	139	172	189	190	143
0050-COSB 11-08	825	459	55.6	194	195	231	177	193	229	231	163
0051-COSB 11-09	852	480	56.3	187	218	244	180	222	217	233	171
0052-COSB 11-10	697	330	47.3	110	166	177	115	135	167	182	94
0053-COSB 11-11	696	340	48.9	148	126	178	109	141	159	161	122
0054-COSB 11-12	607	312	51.4	141	110	147	125	162	124	164	94
0055-COSB 11-13	902	524	58.1	223	214	258	209	270	225	264	184
0056-COSB 11-14	583	360	61.7	166	144	162	164	183	150	177	128
0057-COSB 11-15	788	399	50.6	164	181	163	203	203	178	186	159
0058-COSB 11-16	905	559	61.8	262	229	223	294	299	226	276	211
0059-COSB 13-01	812	374	46.1	172	153	187	125	166	153	166	133
0060-COSB 13-02	851	468	55.0	191	185	237	156	228	188	215	157
0061-COSB 13-03	811	481	59.3	202	189	218	198	248	194	234	170
0062-COSB 13-04	857	533	62.2	242	183	278	180	270	212	262	171
0063-COSB 13-05	620	354	57.1	153	149	193	118	181	151	171	125
0064-COSB 13-06	749	429	57.3	188	162	202	168	211	184	206	144
0065-COSB 13-07	770	498	64.7	249	167	223	210	261	204	261	160
0066-COSB 13-08	665	400	60.2	194	146	185	175	184	189	197	140
0067-COSB 13-09	834	490	58.6	239	179	236	207	250	208	238	173
0068-COSB 13-10	734	457	62.3	194	189	205	198	232	194	230	157
0069-COSB 13-11	542	261	48.2	106	109	142	86	140	104	137	80
0070-COSB 13-12	758	429	56.6	155	192	228	144	211	179	191	159
0071-COSB 13-13	517	314	60.7	158	107	149	139	146	157	149	127
0072-COSB 13-14	881	517	58.7	232	231	210	265	251	239	251	211

PRESIDENTAL GENERAL ELECTION, NOVEMBER 3, 1992
STATEWIDE PROPOSITIONS

38

	REGISTRATION	BALLOTS CAST	TURNOUT	PROP 159 - OFFICE OF THE AUDITOR GENERAL		PROP 160 - PROPERTY TAX EXEMPTION		PROP 161 - PHYSICIAN ASSISTED DEATH		PROP 162 - PUBLIC EMPLOYEE RETIREMENT SYS	
				YES	NO	YES	NO	YES	NO	YES	NO
0073-COSB 14-01	905	578	63.9	235	242	294	244	256	298	296	215
0074-COSB 15-01	775	467	60.3	180	209	206	218	184	261	234	176
0075-MISS 16-01	503	316	62.8	151	127	146	148	186	117	165	113
0076-MISS 17-01	745	488	65.5	236	184	196	233	256	196	242	183
0077-MISS 17-02	869	533	61.3	258	191	241	232	293	202	280	162
0078-COSB 19-01	667	417	60.7	184	187	148	246	169	235	195	186
0079-COSB 19-02	1011	560	55.4	232	232	283	224	317	212	249	215
0080-COSB 19-03	877	525	59.9	219	225	254	230	262	248	279	183
0081-COSB 19-04	710	441	62.1	190	193	223	194	213	214	246	151
0082-COSB 19-05	624	349	55.9	128	169	171	151	151	181	161	139
0083-COSB 19-06	1056	643	60.9	266	254	295	280	317	290	343	208
0084-COSB 19-07	704	409	58.1	176	191	189	193	189	209	219	148
0085-COSB 19-08	964	559	58.0	256	228	249	257	290	241	303	190
0086-COSB 19-09	954	493	51.7	178	257	202	258	227	249	235	211
0087-COSB 19-10	901	544	60.4	235	231	287	221	267	252	309	177
0088-COSB 19-11	822	512	62.3	215	233	231	256	253	240	259	191
0089-COSB 19-12	1032	624	60.5	272	266	313	266	318	282	329	223
0090-COSB 19-13	495	295	59.6	111	144	121	155	119	167	132	127
0091-COSB 19-14	902	487	54.0	183	230	211	236	225	236	214	204
0092-COSB 19-15	669	360	53.8	150	163	197	122	178	154	197	114
0093-COSB 19-16	572	344	60.1	136	151	179	132	160	163	166	124
0094-COSB 19-17	906	504	55.6	168	245	253	206	254	226	268	172
0095-COSB 19-18	760	437	57.5	195	181	233	167	226	187	218	160
0096-COSB 19-19	818	509	62.2	232	198	236	224	266	220	242	185
0097-COSB 19-20	803	493	61.4	220	194	243	208	247	220	251	177
0098-COSB 19-21	883	522	59.1	228	212	267	218	260	254	264	199
0099-COSB 19-22	799	462	57.8	196	184	222	188	240	201	220	163
0100-COSB 19-23	544	334	61.4	143	130	171	119	166	139	179	102
0101-COSB 19-24	495	319	64.4	145	137	166	134	155	151	172	116
0102-COSB 21-01	598	388	64.9	174	165	189	172	184	188	204	136
0103-COSB 21-02	578	315	54.5	117	157	137	159	142	164	146	134
0104-COSB 21-03	656	382	58.1	159	182	151	201	179	181	191	151
0105-COSB 21-04	545	357	65.5	118	193	160	176	137	209	175	148
0106-COSB 21-05	504	298	59.1	135	112	102	153	131	143	152	111
0107-MESA 22-01	55	50	90.9	19	26	24	24	28	20	30	15
0108-MESA 22-02	390	277	71.0	103	121	125	119	125	129	133	107
0109-COSB 23-01	634	351	55.4	156	154	155	166	173	162	179	142
0110-COSB 23-02	433	231	51.0	77	118	102	110	99	126	114	92
0111-COSB 23-03	730	441	60.4	196	186	190	222	205	224	212	182
0112-COSB 23-04	696	385	55.3	156	168	159	196	163	198	185	150
0113-COSB 23-05	427	231	54.1	93	112	97	122	99	127	105	111
0114-COSB 23-06	621	368	59.3	150	167	190	151	161	195	183	135
0115-COSB 25-01	575	328	57.0	135	144	144	160	161	154	162	131
0116-COSB 25-02	454	254	55.9	94	110	118	102	120	118	112	101
0117-COSB 25-03	534	306	57.3	130	135	158	127	134	160	153	117
0118-COSB 25-04	1022	591	57.8	221	293	276	270	253	315	295	229
0119-COSB 25-05	782	465	59.5	192	235	212	229	195	257	235	194
0120-COSB 25-06	649	408	62.9	185	180	183	207	182	218	224	148
0121-HOPE 27-01	197	114	57.9	42	57	57	49	66	45	61	39
0122-HOPE 27-02	807	523	64.8	195	233	234	254	276	233	265	196
0123-HOPE 27-03	789	387	49.0	148	196	166	179	162	201	198	148
0124-HOPE 27-04	419	267	63.7	93	134	111	130	116	135	146	88
0125-HOPE 27-05	610	368	60.3	150	171	159	183	161	192	177	156
0126-GOL 29-01	780	476	61.0	168	248	233	212	239	225	227	200
0127-GOL 29-02	838	482	57.5	209	205	202	236	211	253	244	174
0128-GOL 29-03	735	451	61.4	146	237	211	202	188	239	240	157
0129-GOL 29-04	392	209	53.3	77	99	92	105	85	115	100	83
0130-GOL 29-05	790	490	62.0	207	233	203	254	226	245	225	212
0131-GOL 29-06	799	480	60.1	167	235	235	200	233	225	237	184
0132-GOL 29-07	666	430	64.6	158	218	200	194	177	232	218	154
0133-GOL 31-01	505	315	62.4	108	159	124	167	127	176	137	137
0134-GOL 31-02	518	354	68.3	124	183	151	169	161	167	165	143
0135-GOL 31-03	456	300	65.8	114	147	100	167	130	149	141	124
0136-GOL 31-04	802	530	66.1	177	285	213	270	219	281	246	215
0137-GOL 31-05	687	420	61.1	196	195	173	227	173	238	197	190
0138-GOL 31-06	845	539	63.8	219	257	208	292	246	274	242	250
0139-GOL 31-07	466	287	61.6	119	138	102	166	130	145	137	123
0140-GOL 31-08	93	64	68.8	24	25	29	27	41	20	31	21
0141-GOL 31-09	526	343	65.2	143	169	153	167	124	209	163	145
0142-UCSB 33-01	447	298	66.7	76	83	97	75	112	83	75	69
0143-UCSB 33-02	637	394	61.9	104	147	184	117	226	111	140	112
0144-UCSB 33-03	428	238	55.7	137	177	137	177	137	177	137	177

38

PRESIDENTAL GENERAL ELECTION, NOVEMBER 3, 1992
STATEWIDE PROPOSITIONS

	REGISTRATION	BALLOTS CAST	TURNOUT		PROP 159 - OFFICE OF THE AUDITOR GENERAL		PROP 160 - PROPERTY TAX EXEMPTION			PROP 161 - PHYSICIAN ASSISTED DEATH			PROP 162 - PUBLIC EMPLOYEE RETIREMENT SYS			
					YES	NO	YES	NO		YES	NO		YES	NO		
0145-UCSB 33-04	347	216	62.2		69	76	88	76		133	53		73	64		
0146-UCSB 33-05	1026	736	71.7		353	246	339	295		375	307		336	240		
0147-UCSB 33-04	398	289	72.6		144	100	125	133		131	141		161	76		
0148-UCSB 33-07	566	300	53.0		106	98	143	83		172	85		109	88		
0149-UCSB 33-08	542	362	66.8		113	128	175	99		228	87		149	91		
0150-I.V. 34-01	474	354	74.7		127	114	171	101		226	94		133	101		
0151-I.V. 34-02	537	337	62.8		101	97	163	98		221	79		116	97		
0152-I.V. 34-03	417	312	74.8		104	107	149	112		195	88		109	97		
0153-I.V. 34-04	582	362	62.2		107	112	170	106		222	92		103	116		
0154-I.V. 34-05	456	288	63.2		121	78	143	72		173	94		116	87		
0155-I.V. 34-06	479	327	68.3		122	120	167	109		194	106		136	109		
0156-I.V. 34-07	627	402	64.1		142	136	206	135		258	114		146	140		
0157-I.V. 34-08	577	368	63.6		113	135	181	122		218	125		137	126		
0158-I.V. 34-09	674	520	77.2		200	182	260	181		278	195		202	189		
0159-I.V. 34-10	441	343	77.8		154	94	176	123		208	116		148	107		
0160-I.V. 34-11	350	279	79.7		119	93	149	89		177	88		106	102		
0161-I.V. 34-12	654	426	65.1		162	130	205	133		288	113		171	131		
0162-I.V. 34-13	766	525	68.5		156	154	269	140		368	95		174	144		
0163-I.V. 34-14	786	536	68.4		188	148	261	147		348	133		184	156		
0164-I.V. 34-15	510	388	76.1		145	151	182	144		234	126		159	127		
0165-I.V. 34-16	733	535	73.0		213	166	290	157		347	148		202	183		
0166-I.V. 34-17	590	449	76.1		174	138	236	144		269	143		188	146		
0167-HOPE 35-01	634	360	56.8		128	170	142	186		175	174		137	174		
0168-HOPE 35-02	404	232	57.4		92	117	84	134		103	121		88	125		
0169-HOPE 35-03	501	288	57.5		109	151	102	172		148	131		127	140		
0170-HOPE 35-04	846	494	58.4		197	228	219	242		236	240		236	206		
0171-HOPE 35-05	620	395	63.7		168	183	176	194		184	202		190	167		
0172-AIR 36-01	0	0	0.0		0	0	0	0		0	0		0	0		
0173-GOL 37-01	222	134	60.4		61	54	45	76		54	73		60	56		
0174-GOL 37-02	871	518	59.5		212	220	237	230		245	241		256	196		
0175-GOL 37-03	784	472	60.2		171	243	216	224		212	238		241	172		
0176-GOL 37-04	808	505	62.5		197	253	224	241		209	271		268	186		
0177-GOL 37-05	541	332	61.4		132	163	165	149		138	186		172	129		
0178-GOL 37-06	654	385	58.9		146	195	155	201		162	207		175	168		
0179-GOL 37-07	761	481	63.2		168	241	194	234		173	270		205	206		
0180-GOL 37-08	882	555	62.9		232	250	296	214		259	268		306	184		
0181-GOL 37-09	848	478	56.4		172	237	247	183		230	218		223	193		
0182-GOL 37-10	201	104	51.7		48	34	42	52		66	34		39	45		
0183-GOL 37-11	0	0	0.0		0	0	0	0		0	0		0	0		
0184-GOL 37-12	394	245	62.2		103	107	107	113		124	113		108	107		
0185-GOL 39-01	566	378	66.8		129	206	155	204		179	185		179	154		
0186-GOL 39-02	628	419	66.7		141	226	208	163		171	234		223	140		
0187-GOL 39-03	707	443	62.7		162	236	194	228		166	266		213	190		
0188-GOL 39-04	668	424	63.5		137	233	181	223		175	240		209	177		
0189-GOL 39-05	523	318	60.8		108	177	120	184		140	168		152	143		
0190-GOL 39-06	432	249	57.6		101	124	101	135		104	135		124	107		
0191-GOL 39-07	543	321	59.1		116	175	117	190		152	160		121	173		
0192-GOL 39-08	518	356	68.7		143	174	149	185		131	211		181	152		
0193-GOL 39-09	804	515	64.1		190	240	204	266		232	258		247	203		
0194-GOL 39-10	789	523	66.3		226	231	216	270		231	271		261	193		
0195-GOL 39-11	445	288	64.7		115	140	139	127		118	155		146	106		
0196-GOL 39-12	572	386	67.5		141	214	195	169		166	213		201	157		
0197-GOL 39-13	625	417	66.7		172	209	207	190		182	225		190	194		
0198-GOL 39-14	55	46	83.6		9	28	17	23		26	18		12	26		
0199-GOL 39-15	578	366	63.3		149	169	173	170		180	172		178	145		
0200-GOL 39-16	429	266	62.0		99	135	100	156		111	150		99	131		
0201-GOL 39-17	21	16	76.2		8	8	9	7		13	3		9	7		
0202-GOL 39-18	707	461	65.2		171	225	197	227		230	219		228	178		
0203-GOL 39-19	684	485	70.9		199	190	227	197		218	230		229	176		
0204-GOL 39-20	210	133	63.3		65	52	54	69		81	45		81	38		
0205-GOL 39-21	831	570	68.6		225	252	289	226		271	269		268	211		
0206-GOL 39-22	598	406	67.9		184	154	225	146		217	170		218	134		
0207-GOL 39-23	508	352	69.3		134	155	168	140		187	143		154	143		
0208-GOL 39-24	1077	722	67.0		286	328	322	347		341	345		379	262		
0209-GOL 39-25	34	26	76.5		16	8	12	11		15	10		15	8		
0210-GOL 39-26	98	73	74.5		20	44	38	30		39	29		20	43		
0211-C ISL 41-01	5	3	60.0		2	1	3	0		2	1		1	2		
0212-PRDS 42-01	213	109	51.2		46	46	67	33		57	45		61	35		
0213-PRDS 42-02	1	1	100.0		1	0	1	0		0	1		1	0		
0214-S.Y. 43-01	964	620	64.3		203	344	284	291		257	334		281	264		
0215-S.Y. 43-02	822	510	62.0		155	311	215	267		193	298		221	251		
0216-S.Y. 43-03	734	398	54.2		133	223	183	188		181	194		164	193		

PRESIDENTIAL GENERAL ELECTION, NOVEMBER 3, 1992
STATEWIDE PROPOSITIONS

38	REGISTRATION	BALLOTS CAST	TURNOUT	PROP 159 - OFFICE OF THE AUDITOR GENERAL		PROP 160 - PROPERTY TAX EXEMPTION		PROP 161 - PHYSICIAN ASSISTED DEATH		PROP 162 - PUBLIC EMPLOYEE RETIREMENT SYS	
				YES	NO	YES	NO	YES	NO	YES	NO
0217-S.Y. 43-04	362	207	57.2	61	127	89	110	84	119	44	121
0218-S.Y. 43-05	529	296	56.0	65	198	126	145	116	161	116	148
0219-S.Y. 43-06	140	89	63.6	25	46	35	36	33	44	33	40
0220-STYNZ 44-01	2	2	100.0	1	1	2	0	1	1	0	2
0221-STYNZ 44-02	68	44	64.7	12	25	25	19	37	6	30	10
0222-STYNZ 44-03	7	2	28.6	1	0	1	0	0	2	0	2
0223-LOSO 45-01	77	56	72.7	20	31	28	25	28	26	26	24
0224-LOSO 45-02	825	543	65.8	197	274	259	247	250	272	242	244
0225-BLRD 47-01	568	358	63.0	103	222	145	204	161	187	143	191
0226-BLRD 47-02	195	136	69.7	47	81	55	74	52	79	57	67
0227-CSOL 47-03	152	91	59.9	24	58	35	47	25	61	24	55
0228-SOL 48-01	35	29	82.9	9	17	14	11	15	11	16	10
0229-SOL 49-01	82	75	91.5	24	35	32	37	36	33	29	34
0230-SOL 49-02	208	123	59.1	32	79	47	68	41	76	47	66
0231-CSOL 49-03	972	573	59.0	186	308	239	287	215	321	257	249
0232-SOL 49-04	40	27	67.5	12	11	17	9	23	4	13	10
0233-CSOL 49-05	225	127	56.4	41	62	47	62	49	70	49	62
0234-CSOL 49-06	846	445	52.6	158	246	193	220	175	249	218	181
0235-CSOL 49-07	839	498	59.4	147	300	190	270	189	250	180	264
0236-CSOL 49-08	123	59	48.0	20	34	33	24	19	39	17	40
0237-BLTN 51-01	603	492	61.3	158	273	213	228	192	266	209	224
0238-BLTN 51-02	424	230	54.2	52	156	94	120	93	129	91	116
0239-BLTN 51-03	82	58	70.7	14	37	31	23	19	37	25	29
0240-BLTN 51-04	731	463	63.3	118	296	195	243	208	240	203	224
0241-BLTN 51-05	101	61	60.4	9	43	26	30	31	27	21	34
0242-BLTN 51-06	160	97	60.6	25	64	38	53	49	44	40	48
0243-BLTN 51-07	84	77	91.7	18	49	33	41	43	31	32	33
0244-VIST 52-01	10	11	110.0	3	8	6	5	7	4	10	1
0245-VIST 52-02	18	16	88.9	3	10	8	6	7	7	7	9
0246-VIST 53-01	117	90	76.9	39	44	45	41	49	38	54	29
0247-VIST 53-02	0	0	0.0	0	0	0	0	0	0	0	0
0248-VIST 55-01	133	63	47.4	30	22	32	28	34	25	30	24
0249-VIST 56-01	39	36	92.3	12	15	10	20	13	18	12	14
0250-PUR 57-01	1	0	0.0	0	0	0	0	0	0	0	0
0251-PUR 57-02	117	95	81.2	20	67	31	58	43	50	34	51
0252-PUR 57-03	158	104	65.8	21	73	37	61	39	61	44	54
0253-PUR 57-04	1553	683	44.0	232	374	526	133	320	342	343	279
0254-PUR 57-05	0	0	0.0	0	0	0	0	0	0	0	0
0255-PUR 57-06	46	37	80.4	6	30	22	15	18	19	13	23
0256-PUR 57-07	0	0	0.0	0	0	0	0	0	0	0	0
0257-PUR 57-08	21	13	61.9	2	8	5	6	2	11	7	4
0258-PUR 57-09	0	0	0.0	0	0	0	0	0	0	0	0
0259-COL 59-01	558	400	71.7	110	249	183	202	115	274	201	179
0260-COL 59-02	896	616	68.8	200	355	279	308	225	381	317	257
0261-COL 59-03	653	427	65.4	130	249	186	207	147	259	215	167
0262-COL 59-04	623	391	62.8	122	228	151	218	152	227	190	158
0263-COL 59-05	931	568	61.0	191	336	293	245	230	325	296	231
0264-COL 59-06	659	395	59.9	114	253	191	190	150	231	170	198
0265-COL 59-07	618	398	64.4	124	243	201	180	152	234	200	172
0266-COL 59-08	778	448	57.6	133	287	250	171	200	230	211	205
0267-COL 59-09	709	390	55.0	106	246	192	173	149	230	167	183
0268-COL 59-10	778	495	63.6	150	300	242	223	180	295	243	217
0269-COL 59-11	597	385	64.5	107	241	167	190	168	199	183	172
0270-COL 59-12	1015	678	66.8	165	443	301	341	259	393	316	324
0271-COL 59-13	597	370	62.0	107	237	180	174	136	221	180	166
0272-COL 59-14	429	262	61.1	74	178	136	112	110	143	152	96
0273-COL 59-15	805	477	59.3	136	283	244	185	194	249	215	207
0274-COL 59-16	490	347	70.8	99	217	177	153	136	197	174	149
0275-COL 59-17	778	512	65.8	154	313	269	213	189	302	267	202
0276-COL 59-18	938	628	67.0	171	410	272	324	230	373	336	249
0277-COL 59-19	675	366	54.5	111	234	212	140	141	215	194	149
0278-COL 59-20	730	466	63.8	137	273	232	205	194	252	233	180
0279-COL 59-21	481	321	66.7	70	211	138	167	113	203	142	151
0280-COL 59-22	814	542	66.6	146	334	246	266	197	329	245	254
0281-COL 59-23	0	0	0.0	0	0	0	0	0	0	0	0
0282-COL 59-24	917	585	63.8	165	375	263	298	220	343	283	255
0283-COL 59-25	2	1	50.0	1	0	1	0	1	0	1	0
0284-COL 61-01	142	91	64.1	22	61	63	24	42	46	38	46
0285-PUR 63-01	472	321	68.0	88	214	154	158	110	204	160	150
0286-PUR 63-02	489	351	71.8	94	232	171	169	129	210	162	169
0287-PUR 63-03	638	396	62.1	92	281	182	198	166	219	193	177
0288-PUR 63-04	822	534	65.0	176	329	249	267	191	329	277	230

PRESIDENTIAL GENERAL ELECTION, NOVEMBER 3, 1992
STATEWIDE PROPOSITIONS

	REGISTRATION	BALLOTS CAST	TURNOUT	PROP 159 - OFFICE OF THE AUDITOR GENERAL		PROP 160 - PROPERTY TAX EXEMPTION		PROP 161 - PHYSICIAN ASSISTED DEATH		PROP 162 - PUBLIC EMPLOYEE RETIREMENT SYS	
				YES	NO	YES	NO	YES	NO	YES	NO
0287-PUR 63-05	563	367	65.2	120	225	162	168	138	219	183	162
0290-PUR 63-06	765	460	60.1	134	284	166	271	186	261	218	206
0291-PUR 63-07	649	422	65.0	100	298	212	190	198	207	206	191
0292-PUR 63-08	652	419	64.3	124	272	200	205	163	244	225	170
0293-PUR 63-09	575	344	59.8	100	218	124	204	134	201	168	150
0294-PUR 63-10	40	34	85.0	8	22	18	16	9	24	12	20
0295-PUR 63-11	2	2	100.0	1	1	1	1	1	1	0	2
0296-PUR 63-12	424	262	61.8	53	169	85	153	110	133	104	125
0297-PUR 63-13	449	205	45.7	77	118	89	111	80	122	102	90
0298-PUR 63-14	4	2	50.0	0	2	2	0	1	1	1	0
0299-LOSA 65-01	600	391	65.2	107	243	180	192	176	202	170	196
0300-LOSA 65-02	42	35	83.3	8	25	14	21	12	22	11	23
0301-LOSA 65-03	8	4	50.0	0	2	3	2	4	2	0	4
0302-CAS 67-01	75	39	52.0	7	29	19	16	11	25	14	20
0303-ORCT 69-01	766	489	63.8	126	327	231	246	175	305	218	242
0304-ORCT 69-02	839	484	57.7	152	283	194	262	169	301	207	240
0305-ORCT 69-03	607	378	62.3	119	235	181	183	137	229	168	190
0306-ORCT 69-04	526	325	61.8	96	199	157	154	128	191	154	157
0307-ORCT 69-05	10	9	90.0	2	7	6	3	5	4	2	7
0308-ORCT 69-06	2	1	50.0	0	1	1	0	0	1	1	0
0309-ORCT 69-07	3	3	100.0	0	3	0	3	0	3	0	2
0310-ORCT 69-08	312	199	63.8	64	114	73	109	69	121	86	96
0311-ORCT 69-09	43	32	74.4	8	24	15	17	18	13	17	15
0312-ORCT 69-10	764	471	61.6	147	286	223	228	154	310	205	234
0313-ORCT 71-01	440	257	58.4	76	159	114	135	111	141	108	128
0314-ORCT 71-02	85	50	58.8	14	31	27	20	24	23	25	22
0315-ORCT 71-03	434	267	61.5	81	163	117	140	90	172	132	116
0316-ORCT 71-04	556	362	65.1	99	247	163	191	98	259	158	190
0317-ORCT 71-05	536	368	68.7	110	233	178	181	121	244	144	186
0318-ORCT 71-06	860	518	60.2	145	324	227	271	181	323	230	249
0319-ORCT 71-07	797	509	63.9	160	311	216	276	164	339	219	265
0320-ORCT 71-08	947	611	64.5	179	385	244	350	203	400	253	333
0321-ORCT 71-09	634	503	60.3	150	312	230	253	176	314	216	255
0322-ORCT 71-10	878	599	68.2	183	361	292	283	227	360	268	297
0323-ORCT 71-11	742	499	67.3	142	332	192	294	178	316	230	242
0324-ORCT 71-12	495	315	63.6	100	198	137	169	109	204	135	164
0325-ORCT 71-13	534	364	68.2	113	230	169	183	108	250	182	185
0326-ORCT 71-14	686	434	63.3	128	266	189	228	172	253	210	193
0327-ORCT 71-15	383	236	61.6	54	166	80	149	88	144	74	146
0328-ORCT 71-16	0	0	0.0	0	0	0	0	0	0	0	0
0329-ORCT 71-17	661	395	59.8	153	216	158	229	144	249	159	220
0330-ORCT 71-18	197	128	65.0	29	93	49	77	40	87	55	69
0331-ORCT 71-19	475	277	58.3	86	174	97	170	101	171	99	162
0332-ORCT 71-20	701	478	68.2	132	314	198	266	173	299	195	258
0333-ORCT 71-21	948	646	68.1	199	378	278	334	219	414	329	269
0334-ORCT 71-22	643	417	64.9	100	285	188	216	152	256	169	224
0335-ORCT 71-23	822	502	61.1	172	285	238	239	176	305	258	212
0336-ORCT 71-24	362	234	64.6	82	135	92	135	80	149	120	94
0337-ORCT 71-25	602	395	65.6	108	241	157	220	133	251	170	193
0338-S.M. 73-01	118	61	51.7	11	46	29	28	17	39	24	33
0339-S.M. 73-02	652	403	61.8	100	259	194	166	134	238	137	216
0340-S.M. 73-03	172	114	66.3	25	80	33	75	45	68	36	72
0341-S.M. 73-04	0	0	0.0	0	0	0	0	0	0	0	0
0342-COSM 76-01	68	39	57.4	9	27	21	17	17	21	19	18
0343-COSM 76-02	647	416	64.3	134	241	178	224	173	237	188	207
0344-COSM 76-03	770	493	64.0	152	283	211	257	180	301	224	228
0345-COSM 76-04	0	0	0.0	0	0	0	0	0	0	0	0
0346-COSM 77-01	1126	628	55.8	213	321	355	229	194	394	326	246
0347-COSM 77-02	517	283	54.7	87	157	143	122	76	194	128	128
0348-COSM 77-03	469	252	53.7	79	134	141	95	72	170	124	111
0349-COSM 77-04	589	266	45.2	74	154	139	112	79	179	116	131
0350-COSM 77-05	518	271	52.3	72	147	138	106	101	156	115	126
0351-COSM 77-06	532	260	48.9	79	141	143	100	83	172	116	126
0352-COSM 77-07	690	378	54.8	126	202	203	152	139	225	159	186
0353-COSM 77-08	434	206	47.5	71	116	110	86	60	140	92	103
0354-COSM 77-09	628	378	60.2	110	211	155	197	115	251	160	184
0355-COSM 77-10	811	452	55.7	144	243	232	194	159	274	219	199
0356-COSM 77-11	157	90	57.3	22	57	43	39	29	56	35	45
0357-COSM 77-12	478	291	60.9	85	172	136	142	114	171	129	143
0358-COSM 77-13	5	2	40.0	1	1	1	1	2	0	1	1
0359-COSM 78-01	657	364	55.4	119	195	168	173	138	215	178	155
0360-COSM 78-02	478	245	51.3	70	142	125	108	66	172	123	105

PRESIDENTIAL GENERAL ELECTION, NOVEMBER 3, 1992
STATEWIDE PROPOSITIONS

38

	REGISTRATION	BALLOTS CAST	TURNOUT	PROP 159 - OFFICE OF THE AUDITOR GENERAL	YES	NO	PROP 160 - PROPERTY TAX EXEMPTION	YES	NO	PROP 161 - PHYSICIAN ASSISTED DEATH	YES	NO	PROP 162 - PUBLIC EMPLOYEE RETIREMENT SYS	YES	NO
0361-COSM 78-03	876	517	59.0	173	267		227	258		212	287		251	223	
0362-COSM 78-04	670	427	63.7	130	252		213	192		161	254		221	181	
0363-COSM 78-05	622	389	62.5	121	208		180	176		137	237		180	187	
0364-COSM 78-06	592	360	60.8	102	213		151	189		118	236		153	179	
0365-COSM 78-07	366	186	50.8	57	93		90	80		89	82		91	74	
0366-COSM 78-08	555	282	50.8	83	156		129	122		82	181		105	141	
0367-COSM 78-09	326	189	58.0	37	116		83	92		65	112		88	83	
0368-COSM 78-10	605	339	56.0	103	207		144	179		129	206		157	161	
0369-COSM 78-11	715	420	58.7	109	255		199	194		125	282		169	217	
0370-COSM 78-12	580	303	52.2	95	165		161	129		116	180		143	142	
0371-COSM 78-13	892	508	57.0	122	317		213	266		164	328		218	246	
0372-COSM 78-14	527	300	56.9	92	171		109	166		116	172		116	156	
0373-COSM 78-15	670	411	61.3	116	242		190	199		167	233		182	191	
0374-COSM 78-16	671	389	58.0	114	230		168	192		137	238		161	197	
0375-COSM 78-17	546	336	61.5	92	204		137	183		124	202		125	187	
0376-COSM 78-18	538	362	67.3	99	212		173	171		130	221		160	174	
0377-COSM 78-19	887	554	62.5	159	342		275	262		195	350		256	268	
0378-COSM 78-20	410	259	63.2	96	128		119	125		82	170		103	130	
0379-COSM 78-21	663	389	58.7	115	229		152	220		138	243		173	184	
0380-COSM 78-22	521	308	59.1	98	183		108	186		103	196		133	154	
0381-COSM 78-23	364	208	57.1	59	126		100	98		89	109		78	113	
0382-COSM 78-24	762	465	61.0	148	254		188	243		163	289		196	230	
0383-COSM 78-25	368	175	47.6	51	89		85	74		55	110		84	71	
0384-COSM 78-26	854	495	58.0	142	293		234	229		184	294		241	215	
0385-COSM 78-27	869	507	58.3	156	286		232	245		186	306		246	214	
0386-S.M. 81-01	48	30	62.5	5	20		19	9		6	23		12	14	
0387-S.M. 81-02	56	34	60.7	5	26		21	12		4	30		11	21	
0388-S.M. 82-01	6	6	100.0	1	5		4	2		0	6		1	3	
0389-BON 83-01	33	26	78.8	5	20		9	16		3	23		5	20	
0390-BON 85-01	23	14	60.9	4	8		8	1		3	11		5	8	
0391-GUAD 87-01	76	50	65.8	12	37		20	29		11	37		18	31	
0392-COG 91-01	790	475	60.1	177	245		246	189		140	312		239	189	
0393-COG 91-02	662	358	54.1	133	192		188	140		103	238		167	155	
0394-SISQ 95-01	117	95	81.2	24	68		52	42		43	51		44	46	
0395-SISQ 95-02	360	193	53.6	49	128		79	106		67	122		73	112	
0396-L 0 96-01	0	0	0.0	0	0		0	0		0	0		0	0	
0397-L 0 96-02	0	0	0.0	0	0		0	0		0	0		0	0	
0398-CUY 97-01	456	289	63.4	61	196		131	145		105	172		123	147	
ABSENTEE TOTALS	209998	36301	17.3	11640	20244		16126	17652		17603	17214		16810	15604	
GRAND TOTALS	209998	164418	78.3	57200	85145		75128	76266		73803	83023		76417	68594	

***GRAND TOTALS
39

PRESIDENTIAL GENERAL ELECTION, NOVEMBER 3, 1992
STATEWIDE PROPOSITIONS

	REGISTRATION	BALLOTS CAST	TURNOUT	PROP 163 - ENDS TAXATION OF CERTAIN FOOD PRODUCTS		PROP 164 - CONGRESSIONAL TERM LIMITS		PROP 165 - BUDGET PROCESS. WELFARE		PROP 166 - BASIC HEALTH CARE COVERAGE	
				YES	NO	YES	NO	YES	NO	YES	NO
SANTA BARBARA COUNTY	209998	164426	78.3	96044	57986	100277	53732	79712	72946	47541	107081
2ND CONGRESSIONAL	202750	158668	78.3	92665	56008	96803	51779	77009	70277	45914	103262
3RD CONGRESSIONAL	7248	5758	79.4	3379	1978	3474	1953	2703	2669	1627	3819
16TH STATE SENATORIAL	209998	164426	78.3	96044	57986	100277	53732	79712	72946	47541	107081
33RD STATE ASSEMBLY	71372	55461	77.7	36216	16909	37125	15584	30494	22272	16642	36384
35TH STATE ASSEMBLY	138626	108965	78.6	59828	41077	63152	38148	49218	50674	30899	70697
1ST SUPERVISORIAL	44023	33429	75.9	17288	13298	19148	12119	14948	15942	9652	21703
2ND SUPERVISORIAL	50570	40908	80.9	22906	15576	24154	14228	18899	19084	10823	27738
3RD SUPERVISORIAL	46002	36173	78.6	20652	12677	20885	12277	16259	16262	10944	22247
4TH SUPERVISORIAL	38438	30501	79.4	20093	9271	20873	8467	17042	12268	9022	20467
5TH SUPERVISORIAL	30965	23415	75.6	15105	7164	15217	6641	12564	9390	7100	14926
CARPINTERIA	7199	5762	80.0	3410	1937	3464	1954	2665	2688	1645	3801
GUADALUPE	1452	1016	70.0	680	267	571	370	428	527	380	578
LOMPOC	16613	12890	77.6	8725	3577	8597	3724	6558	5795	4411	8029
SANTA BARBARA	53749	41047	76.4	21933	16095	23059	15221	17466	20447	12026	26425
SANTA MARIA	25023	18854	75.3	12172	5746	12227	5291	10072	7522	5832	11824
SOLVANG	3157	2580	81.7	1480	919	1706	706	1460	939	530	1913
PROPOSED GOLETA INCORPORATED	25537	20644	80.8	12063	7293	12033	7302	9218	9853	5931	13457
BUELLTON	1958	1579	80.6	1000	463	1074	412	826	647	404	1113
PROPOSED MONTECITO INCORPORATED	6237	4893	78.5	2360	2085	3059	1513	2608	1872	1150	3390
UNINCORPORATED AREA	69073	55161	79.9	32221	19604	34487	17239	28411	22656	15232	36551

***ABSENTEE TOTALS
39

PRESIDENTIAL GENERAL ELECTION, NOVEMBER 3, 1992
STATEWIDE PROPOSITIONS

	REGISTRATION	BALLOTS CAST	TURNOUT	PROP 163 - ENDS TAXATION OF CERTAIN FOOD PRODUCTS		PROP 164 - CONGRESSIONAL TERM LIMITS		PROP 165 - BUDGET PROCESS. WELFARE		PROP 166 - BASIC HEALTH CARE COVERAGE	
				YES	NO	YES	NO	YES	NO	YES	NO
SANTA BARBARA COUNTY	209998	36299	17.3	21880	12449	24268	10078	20853	13262	10314	23980
22ND CONGRESSIONAL	202750	35297	17.4	21295	12092	23649	9748	20323	12856	10050	23298
23RD CONGRESSIONAL	7248	1002	13.8	585	357	619	330	530	406	264	682
18TH STATE SENATORIAL	209998	36299	17.3	21880	12449	24268	10078	20853	13262	10314	23980
33RD STATE ASSEMBLY	71372	12092	16.9	7961	3644	8673	2871	7533	3964	3713	7785
35TH STATE ASSEMBLY	138626	24207	17.5	13919	6805	15595	7207	13320	9298	6601	16195
1ST SUPERVISORIAL	44023	7458	16.9	4030	2875	4719	2295	4006	2920	2132	4833
2ND SUPERVISORIAL	50570	10713	21.2	6363	3762	6925	3169	5857	4199	2885	7229
3RD SUPERVISORIAL	46002	6343	13.8	3729	2263	4164	1829	3654	2283	1673	4347
4TH SUPERVISORIAL	36438	6375	16.6	4242	1908	4637	1504	4073	2029	1959	4149
5TH SUPERVISORIAL	30965	5410	17.5	3516	1641	3823	1281	3263	1831	1665	3422
CARPINTERIA	7199	1011	14.0	617	331	624	327	519	418	276	673
GUADALUPE	1452	183	12.6	116	56	110	62	98	76	64	110
LOMPOC	16613	2329	14.0	1539	697	1614	612	1339	875	786	1420
SANTA BARBARA	53749	10079	18.8	5745	3663	6297	3138	5174	4182	2946	6481
SANTA MARIA	25023	4456	17.8	2906	1335	3148	1051	2656	1525	1405	2773
SOLVANG	3157	787	24.9	425	301	529	203	475	243	177	560
PROPOSED GOLETA INCORPO BUELLTON	25537	4261	16.8	2603	1464	2743	1297	2314	1729	1186	2871
PROPOSED MONTECITO INCO UNINCORPORATED AREA	1958	394	20.1	256	106	263	105	196	166	100	278
	6237	1323	21.2	457	559	896	356	812	435	330	905
	69073	11456	16.6	7016	3937	8044	2927	7270	3613	3044	7909

PRESIDENTAL GENERAL ELECTION, NOVEMBER 3, 1992
STATEWIDE PROPOSITIONS

39

	REGISTRATION	BALLOTS CAST	TURNOUT	PROP 163 - ENDS TAXATION OF CERTAIN FOOD PRODUCTS		PROP 164 - CONGRESSIONAL TERM LIMITS		PROP 165 - BUDGET PROCESS. WELFARE		PROP 166 - BASIC HEALTH CARE COVERAGE	
				YES	NO	YES	NO	YES	NO	YES	NO
0001-CCAR 01-01	545	374	66.2	199	140	224	123	156	193	109	241
0002-CCAR 01-02	816	571	70.0	371	163	351	182	252	281	139	396
0003-CCAR 01-03	559	352	63.0	214	114	207	129	145	189	125	215
0004-CCAR 01-04	537	365	68.0	217	130	227	123	182	164	109	236
0005-CCAR 01-05	737	458	62.1	241	163	270	147	179	232	130	296
0006-CCAR 01-06	977	659	67.5	385	228	394	225	298	317	171	458
0007-CCAR 01-07	571	353	61.8	217	100	193	136	142	181	112	216
0008-CCAR 01-08	728	506	69.5	290	186	319	173	273	195	130	353
0009-CCAR 01-09	359	259	72.1	159	86	155	90	129	114	76	173
0010-CCAR 01-10	393	268	68.2	163	89	162	90	127	123	87	169
0011-CCAR 01-11	556	321	57.7	190	111	181	119	144	158	112	190
0012-CCAR 01-12	0	0	0.0	0	0	0	0	0	0	0	0
0013-CCAR 01-13	401	265	66.1	147	96	157	90	119	123	69	183
0014-CARP 03-01	240	138	57.5	71	61	81	52	67	65	36	95
0015-CARP 03-02	0	3	300.0	1	2	1	2	3	0	3	0
0016-CARP 03-03	659	391	59.3	190	178	232	144	208	161	69	308
0017-CARP 03-04	183	120	65.6	74	41	79	34	67	51	21	91
0018-CARP 03-05	747	506	67.7	236	239	282	190	233	230	123	359
0019-CARP 03-06	546	365	66.8	160	185	200	144	177	167	87	257
0020-CARP 03-07	27	12	44.4	3	9	12	0	12	0	6	6
0021-SUM 04-01	1010	658	65.1	331	288	353	262	292	305	201	421
0022-MONT 05-01	539	300	55.7	146	136	182	101	161	118	55	225
0023-MONT 05-02	559	324	58.0	154	149	212	101	196	107	64	246
0024-MONT 05-03	453	253	55.8	109	130	155	84	143	93	52	186
0025-MONT 05-04	560	341	60.9	175	144	199	123	152	162	66	258
0026-MONT 05-05	677	379	56.0	175	170	246	107	203	144	73	285
0027-MONT 05-06	534	312	58.4	152	140	190	112	162	129	73	227
0028-MONT 05-07	371	217	58.5	107	97	139	71	126	73	41	163
0029-MONT 05-08	700	431	61.6	200	192	238	168	217	188	98	311
0030-MONT 05-09	438	275	62.8	123	122	154	98	117	129	61	188
0031-MONT 05-10	2	2	100.0	0	2	2	0	2	0	0	2
0032-MONT 05-11	277	142	51.3	44	72	82	44	70	55	24	101
0033-S.Y. 06-01	3	1	33.3	1	0	0	1	0	1	0	1
0034-S.Y. 06-02	4	2	50.0	1	0	1	0	1	1	1	1
0035-CSPR 07-01	586	366	62.5	151	185	223	122	166	168	94	255
0036-CSPR 07-02	1029	508	49.4	267	156	354	89	243	166	172	254
0037-CSPR 07-03	684	415	60.7	190	191	233	155	200	191	101	294
0038-CSPR 07-04	428	250	58.4	124	106	146	89	145	82	56	179
0039-COSB 08-01	136	61	44.9	35	20	42	16	30	21	16	40
0040-COSB 09-01	24	19	79.2	6	8	8	9	7	10	8	10
0041-COSB 09-02	131	69	52.7	40	26	50	17	37	27	13	55
0042-COSB 09-03	9	9	100.0	4	4	8	1	5	4	4	5
0043-COSB 11-01	468	273	58.3	130	128	153	107	130	125	75	188
0044-COSB 11-02	955	545	57.1	282	225	305	197	217	264	191	315
0045-COSB 11-03	842	471	55.9	239	180	263	184	173	258	170	275
0046-COSB 11-04	689	367	53.3	184	152	228	118	202	134	78	274
0047-COSB 11-05	634	348	54.9	166	160	198	128	170	158	75	251
0048-COSB 11-06	780	355	45.5	211	101	181	143	121	202	143	183
0049-COSB 11-07	695	394	56.7	227	122	215	145	144	218	174	186
0050-COSB 11-08	825	459	55.6	243	173	210	214	158	262	157	268
0051-COSB 11-09	852	480	56.3	274	156	254	195	168	281	188	273
0052-COSB 11-10	697	330	47.3	209	85	188	110	130	173	128	177
0053-COSB 11-11	696	340	48.9	180	118	170	134	89	217	106	207
0054-COSB 11-12	607	312	51.4	157	128	154	130	105	183	108	179
0055-COSB 11-13	902	524	58.1	272	203	259	229	200	291	186	307
0056-COSB 11-14	583	360	61.7	158	171	179	164	134	203	106	240
0057-COSB 11-15	788	399	50.6	197	175	223	155	213	163	80	299
0058-COSB 11-16	905	559	61.8	242	276	293	239	272	248	121	412
0059-COSB 13-01	812	374	46.1	172	146	190	161	106	240	168	185
0060-COSB 13-02	851	468	55.0	242	164	235	178	135	286	178	242
0061-COSB 13-03	811	481	59.3	239	184	249	183	158	282	174	274
0062-COSB 13-04	857	533	62.2	244	208	255	238	159	331	195	297
0063-COSB 13-05	620	354	57.1	178	150	205	130	115	220	89	241
0064-COSB 13-06	749	429	57.3	216	162	205	178	137	246	130	259
0065-COSB 13-07	770	498	64.7	237	208	231	238	162	295	149	315
0066-COSB 13-08	665	400	60.2	190	185	195	184	142	230	112	266
0067-COSB 13-09	836	490	58.6	226	218	238	217	164	282	136	318
0068-COSB 13-10	734	457	62.3	213	195	240	181	185	244	123	308
0069-COSB 13-11	542	261	48.2	149	92	153	91	96	146	116	131
0070-COSB 13-12	758	429	56.6	234	141	233	155	148	238	185	213
0071-COSB 13-13	517	314	60.7	157	136	152	144	110	185	64	228
0072-COSB 13-14	881	517	58.7	231	243	291	205	243	247	109	385

PRESIDENTIAL GENERAL ELECTION, NOVEMBER 3, 1992 STATEWIDE PROPOSITIONS															
39	REGISTRATION	BALLOTS CAST	TURNOUT		PROP 163 - ENDS TAXATION OF CERTAIN FOOD PRODUCTS		PROP 164 - CONGRESSIONAL TERM LIMITS		PROP 165 - BUDGET PROCESS. WELFARE		PROP 166 - BASIC HEALTH CARE COVERAGE				
					YES	NO	YES	NO	YES	NO	YES	NO	YES	NO	
0073-COSB 14-01	905	575	63.5		312	235		322	222		242	287	142	399	
0074-COSB 15-01	775	467	60.5		249	180		247	155		197	229	111	322	
0075-MISS 16-01	503	316	62.8		137	162		150	156		114	189	79	227	
0076-MISS 17-01	745	488	65.5		214	230		244	212		209	237	107	351	
0077-MISS 17-02	869	533	61.3		255	223		278	225		192	299	121	389	
0078-COSB 19-01	687	418	60.8		191	208		213	183		179	208	98	297	
0079-COSB 19-02	1011	563	55.7		267	257		324	195		250	249	195	324	
0080-COSB 19-03	877	525	59.9		287	206		302	197		211	272	170	319	
0081-COSB 19-04	710	441	62.1		232	194		240	182		202	215	102	320	
0082-COSB 19-05	624	348	55.8		193	134		208	119		163	164	90	240	
0083-COSB 19-06	1056	643	60.9		323	273		351	241		229	351	170	423	
0084-COSB 19-07	704	409	58.1		230	162		240	151		190	189	99	292	
0085-COSB 19-08	964	557	57.8		278	242		276	239		203	303	157	361	
0086-COSB 19-09	954	493	51.7		256	203		315	144		235	216	116	340	
0087-COSB 19-10	901	547	60.7		287	231		296	218		203	311	181	340	
0088-COSB 19-11	822	512	62.3		280	208		245	244		194	287	100	384	
0089-COSB 19-12	1032	624	60.5		314	269		324	254		236	339	190	399	
0090-COSB 19-13	495	297	60.0		140	137		175	109		162	114	70	208	
0091-COSB 19-14	902	486	53.9		280	174		270	173		210	237	132	321	
0092-COSB 19-15	669	360	53.8		200	125		202	136		137	201	157	186	
0093-COSB 19-16	572	344	60.1		185	132		186	131		120	199	125	197	
0094-COSB 19-17	904	505	55.7		281	190		264	195		206	251	166	302	
0095-COSB 19-18	760	437	57.5		228	181		229	179		137	264	151	257	
0096-COSB 19-19	818	508	62.1		258	217		258	214		188	280	162	316	
0097-COSB 19-20	803	492	61.3		253	209		256	197		182	270	162	300	
0098-COSB 19-21	883	523	59.2		300	194		303	189		204	282	190	308	
0099-COSB 19-22	799	462	57.8		256	173		236	188		166	250	144	283	
0100-COSB 19-23	544	334	61.4		167	132		185	123		113	191	121	188	
0101-COSB 19-24	495	317	64.0		155	142		157	137		121	171	93	209	
0102-COSB 21-01	598	387	64.7		209	161		228	134		162	200	105	263	
0103-COSB 21-02	578	315	54.5		178	126		179	117		182	116	60	239	
0104-COSB 21-03	658	382	58.1		234	124		215	143		157	197	82	276	
0105-COSB 21-04	545	357	65.5		210	130		209	129		170	166	76	261	
0106-COSB 21-05	504	299	59.3		152	115		151	120		126	138	44	219	
0107-MESA 22-01	55	50	90.9		34	12		34	11		39	8	16	29	
0108-MESA 22-02	390	277	71.0		154	91		154	93		113	131	66	186	
0109-COSB 23-01	634	350	55.2		194	138		209	124		144	184	79	248	
0110-COSB 23-02	453	231	51.0		136	83		127	91		100	116	57	163	
0111-COSB 23-03	730	441	60.4		225	191		226	189		185	227	99	320	
0112-COSB 23-04	696	385	55.3		185	174		209	147		168	184	72	284	
0113-COSB 23-05	427	231	54.1		128	97		143	83		126	96	51	173	
0114-COSB 23-06	621	368	59.3		201	145		233	109		154	192	114	232	
0115-COSB 25-01	575	328	57.0		199	109		182	124		128	174	95	212	
0116-COSB 25-02	454	255	56.2		145	87		140	78		91	125	63	164	
0117-COSB 25-03	534	306	57.3		185	108		161	125		98	190	93	199	
0118-COSB 25-04	1022	592	57.9		326	234		359	192		252	295	151	403	
0119-COSB 25-05	782	465	59.5		268	178		271	176		219	220	108	339	
0120-COSB 25-06	649	408	62.9		205	181		219	169		185	201	82	308	
0121-HOPE 27-01	197	114	57.9		73	35		68	39		42	64	29	82	
0122-HOPE 27-02	807	524	64.9		275	222		295	187		207	266	121	368	
0123-HOPE 27-03	789	387	49.0		242	114		247	118		170	195	84	277	
0124-HOPE 27-04	419	267	63.7		164	83		167	79		123	123	58	194	
0125-HOPE 27-05	610	368	60.3		199	147		220	124		181	167	91	259	
0126-GOL 29-01	780	476	61.0		242	212		315	138		211	235	125	330	
0127-GOL 29-02	838	482	57.5		289	155		289	165		203	247	106	350	
0128-GOL 29-03	735	451	61.4		284	137		278	140		168	240	157	265	
0129-GOL 29-04	392	209	53.3		108	87		135	63		111	81	48	151	
0130-GOL 29-05	790	490	62.0		255	213		294	171		260	208	119	358	
0131-GOL 29-06	799	480	60.1		306	144		269	180		201	241	169	287	
0132-GOL 29-07	666	430	64.6		256	147		234	170		161	241	128	283	
0133-GOL 31-01	505	315	62.4		187	114		182	111		138	156	71	227	
0134-GOL 31-02	518	354	68.3		213	113		215	120		164	168	111	222	
0135-GOL 31-03	456	300	65.8		185	90		190	89		154	121	33	249	
0136-GOL 31-04	802	530	66.1		283	209		310	194		244	249	129	371	
0137-GOL 31-05	687	420	61.1		241	165		259	152		203	200	99	315	
0138-GOL 31-06	845	539	63.8		258	253		311	200		278	226	94	419	
0139-GOL 31-07	466	287	61.6		143	127		151	122		142	133	51	222	
0140-GOL 31-08	93	64	68.8		23	36		25	31		22	39	20	41	
0141-GOL 31-09	526	343	65.2		195	128		185	146		140	182	85	247	
0142-UCSB 33-01	447	298	66.7		119	61		87	92		57	116	89	96	
0143-UCSB 33-02	637	394	61.9		222	98		199	121		143	160	183	136	
0144-UCSB 33-03	679	429	63.2		217	143		211	140		155	184	196	154	

PRESIDENTIAL GENERAL ELECTION, NOVEMBER 3, 1992
STATEWIDE PROPOSITIONS

	REGISTRATION		BALLOTS CAST		TURNOUT		PROP 163 - ENDS TAXATION OF CERTAIN FOOD PRODUCTS		PROP 164 - CONGRESSIONAL TERM LIMITS		PROP 165 - BUDGET PROCESS. WELFARE		PROP 166 - BASIC HEALTH CARE COVERAGE	
	YES	NO	YES	NO	YES	NO	YES	NO	YES	NO	YES	NO	YES	NO
0145-UCSB 33-04	347	216	62.2		104	47		97	76		69	93	102	70
0146-UCSB 33-05	1026	736	71.7		341	323		320	360		131	529	279	392
0147-UCSB 33-06	398	287	72.6		132	137		100	173		52	220	112	161
0148-UCSB 33-07	566	300	53.0		178	78		122	118		119	108	115	126
0149-UCSB 33-08	542	362	66.8		198	110		170	116		136	138	158	128
0150-I.V. 34-01	474	354	74.7		160	134		149	141		101	174	144	137
0151-I.V. 34-02	537	336	62.6		188	100		144	123		94	166	125	143
0152-I.V. 34-03	417	314	75.3		179	101		149	121		100	157	132	131
0153-I.V. 34-04	582	359	61.7		204	103		175	107		97	173	153	135
0154-I.V. 34-05	456	288	63.2		162	83		111	132		86	148	95	143
0155-I.V. 34-06	479	327	68.3		188	103		144	146		106	178	136	154
0156-I.V. 34-07	627	402	64.1		218	135		197	149		153	171	183	160
0157-I.V. 34-08	577	368	63.8		216	104		162	129		115	179	177	127
0158-I.V. 34-09	674	520	77.2		270	190		256	184		161	277	189	252
0159-I.V. 34-10	441	342	77.6		208	109		150	161		94	201	143	157
0160-I.V. 34-11	350	279	79.7		138	115		125	123		84	162	110	136
0161-I.V. 34-12	654	426	65.1		232	145		175	190		125	229	173	183
0162-I.V. 34-13	766	526	68.7		277	170		256	171		171	225	239	180
0163-I.V. 34-14	786	537	68.3		272	182		235	198		139	253	227	204
0164-I.V. 34-15	510	388	76.1		204	139		189	160		106	233	168	163
0165-I.V. 34-16	733	535	73.0		269	196		255	204		148	283	213	249
0166-I.V. 34-17	590	449	76.1		255	148		203	178		106	264	172	209
0167-HOPE 35-01	634	361	56.9		177	154		225	102		218	98	68	259
0168-HOPE 35-02	404	232	57.4		119	104		140	83		140	80	43	182
0169-HOPE 35-03	501	287	57.3		135	143		182	96		180	97	67	211
0170-HOPE 35-04	846	496	58.6		262	202		280	179		212	240	120	337
0171-HOPE 35-05	620	394	63.5		221	156		219	151		179	189	109	268
0172-AIR 36-01	0	0	0.0		0	0		0	0		0	0	0	0
0173-GOL 37-01	222	134	60.4		70	57		72	54		60	64	29	96
0174-GOL 37-02	871	518	59.5		292	183		321	165		215	255	148	333
0175-GOL 37-03	784	472	60.2		259	175		278	166		214	227	139	306
0176-GOL 37-04	808	505	62.5		317	159		315	168		216	259	137	354
0177-GOL 37-05	541	332	61.4		199	122		200	120		146	171	92	230
0178-GOL 37-06	654	385	58.9		238	128		224	141		178	185	95	273
0179-GOL 37-07	761	481	63.2		285	156		285	166		210	233	125	324
0180-GOL 37-08	882	555	62.9		320	195		331	194		225	300	200	332
0181-GOL 37-09	848	478	56.4		299	145		271	173		166	274	170	272
0182-GOL 37-10	201	104	51.7		49	48		54	46		40	52	26	47
0183-GOL 37-11	0	0	0.0		0	0		0	0		0	0	0	0
0184-GOL 37-12	394	245	62.2		122	105		155	82		124	105	56	180
0185-GOL 39-01	566	378	66.8		227	136		217	141		181	172	111	244
0186-GOL 39-02	628	419	66.7		263	137		267	127		207	183	112	281
0187-GOL 39-03	707	443	62.7		275	154		235	186		183	230	114	314
0188-GOL 39-04	668	424	63.5		250	157		262	133		216	177	98	297
0189-GOL 39-05	523	318	60.8		171	135		216	91		176	125	68	238
0190-GOL 39-06	432	249	57.6		132	108		140	98		116	121	64	175
0191-GOL 39-07	543	321	59.1		172	136		201	104		179	123	67	237
0192-GOL 39-08	518	356	68.7		211	126		210	131		184	155	73	268
0193-GOL 39-09	604	515	64.1		277	200		283	196		216	248	125	352
0194-GOL 39-10	789	523	66.3		295	193		309	169		199	277	169	311
0195-GOL 39-11	445	288	64.7		177	97		164	102		119	147	87	182
0196-GOL 39-12	572	386	67.5		242	129		222	148		141	219	128	242
0197-GOL 39-13	625	417	66.7		250	150		242	157		192	200	98	303
0198-GOL 39-14	55	46	83.6		18	23		32	10		23	19	9	36
0199-GOL 39-15	578	366	63.3		210	142		209	132		145	195	104	240
0200-GOL 39-16	429	266	62.0		150	106		160	91		136	106	50	200
0201-GOL 39-17	21	16	76.2		10	6		11	5		7	9	5	11
0202-GOL 39-18	707	461	65.2		263	167		270	173		209	221	141	296
0203-GOL 39-19	684	485	70.9		259	175		237	200		176	254	145	294
0204-GOL 39-20	210	133	63.3		62	65		62	62		41	81	33	94
0205-GOL 39-21	631	570	68.6		322	206		305	232		229	286	186	346
0206-GOL 39-22	598	406	67.9		243	137		205	169		127	242	166	208
0207-GOL 39-23	508	352	69.3		218	101		187	129		121	183	130	184
0208-GOL 39-24	1077	722	67.0		371	314		398	274		292	367	210	464
0209-GOL 39-25	34	26	74.5		15	9		8	17		7	17	4	19
0210-GOL 39-26	98	73	74.5		41	25		42	26		37	31	24	43
0211-C ISL 41-01	5	3	60.0		3	0		1	2		1	2	1	2
0212-PRDS 42-01	213	109	51.2		61	40		61	40		40	62	25	78
0213-PRDS 42-02	1	1	100.0		0	1		0	1		0	1	0	1
0214-S.Y. 43-01	964	620	64.3		390	190		405	184		333	247	154	440
0215-S.Y. 43-02	822	510	62.0		319	170		347	149		306	188	98	400
0216-S.Y. 43-03	734	398	54.2		219	151		261	116		221	147	74	303

PRESIDENTAL GENERAL ELECTION, NOVEMBER 3, 1992
STATEWIDE PROPOSITIONS

39

	REGISTRATION	BALLOTS CAST	TURNOUT		PROP 163 - ENDS TAXATION OF CERTAIN FOOD PRODUCTS		PROP 164 - CONGRESSIONAL TERM LIMITS		PROP 165 - BUDGET PROCESS. WELFARE		PROP 166 - BASIC HEALTH CARE COVERAGE			
					YES	NO	YES	NO	YES	NO	YES	NO		
0217-S.Y. 43-04	362	207	57.2		118	81	150	49	119	80	42	159		
0218-S.Y. 43-05	529	296	56.0		172	83	213	66	183	96	56	225		
0219-S.Y. 43-06	140	89	63.6		55	22	61	19	43	36	11	71		
0220-STYNZ 44-01	2	2	100.0		1	1	2	0	1	1	1	1		
0221-STYNZ 44-02	68	44	64.7		30	12	27	17	24	18	16	26		
0222-STYNZ 44-03	7	2	28.6		0	2	2	0	0	2	0	2		
0223-LOSD 45-01	77	56	72.7		32	21	43	12	38	14	14	39		
0224-LOSD 45-02	825	543	65.8		294	222	330	183	274	226	129	383		
0225-BLRD 47-01	568	358	63.0		221	129	257	74	221	128	60	294		
0226-BLRD 47-02	195	136	69.7		74	56	83	48	79	52	29	104		
0227-CSOL 47-03	152	91	59.9		49	33	53	31	47	36	19	66		
0228-SOL 48-01	35	29	82.9		18	7	19	10	13	15	11	18		
0229-SOL 49-01	82	75	91.5		34	34	50	20	43	24	13	52		
0230-SOL 49-02	208	123	59.1		64	50	77	39	70	44	26	90		
0231-CSOL 49-03	972	573	59.0		343	192	373	162	302	238	110	438		
0232-SOL 49-04	40	27	67.5		18	8	20	5	21	5	9	17		
0233-CSOL 49-05	225	127	56.4		82	32	77	38	63	51	20	97		
0234-CSOL 49-06	846	445	52.6		264	156	278	143	236	185	96	332		
0235-CSOL 49-07	839	498	59.4		286	179	349	119	294	172	100	370		
0236-CSOL 49-08	123	59	48.0		31	26	47	10	43	14	8	50		
0237-BLTN 51-01	803	492	61.3		306	139	327	129	259	197	131	335		
0238-BLTN 51-02	424	230	54.2		139	78	158	60	114	102	61	162		
0239-BLTN 51-03	82	58	70.7		32	21	46	10	41	13	12	44		
0240-BLTN 51-04	731	463	63.3		299	140	326	118	257	182	112	338		
0241-BLTN 51-05	101	61	60.4		26	31	51	9	43	14	16	42		
0242-BLTN 51-06	160	97	60.6		59	33	68	26	64	26	17	76		
0243-BLTN 51-07	84	77	91.7		43	29	57	15	54	20	19	55		
0244-VIST 52-01	10	11	110.0		7	4	5	5	4	6	1	9		
0245-VIST 52-02	18	16	88.9		9	7	12	5	3	14	7	10		
0246-VIST 53-01	117	90	76.9		64	24	55	32	37	48	31	56		
0247-VIST 53-02	0	0	0.0		0	0	0	0	0	0	0	0		
0248-VIST 55-01	133	63	47.4		33	28	33	27	29	28	21	39		
0249-VIST 56-01	39	36	92.3		23	8	22	11	13	15	9	24		
0250-PUR 57-01	1	0	0.0		0	0	0	0	0	0	0	0		
0251-PUR 57-02	117	95	81.2		71	20	57	32	51	42	20	74		
0252-PUR 57-03	158	104	65.8		64	34	71	29	55	47	22	80		
0253-PUR 57-04	1553	684	44.0		450	203	502	138	366	267	337	303		
0254-PUR 57-05	0	0	0.0		0	0	0	0	0	0	0	0		
0255-PUR 57-06	46	37	80.4		27	9	28	7	23	14	14	21		
0256-PUR 57-07	0	0	0.0		0	0	0	0	0	0	0	0		
0257-PUR 57-08	21	13	61.9		9	4	6	4	9	1	7	4		
0258-PUR 57-09	0	0	0.0		0	0	0	0	0	0	0	0		
0259-COL 59-01	558	400	71.7		275	117	275	120	224	170	130	268		
0260-COL 59-02	896	616	68.8		402	191	403	188	346	247	193	409		
0261-COL 59-03	653	427	65.4		269	126	264	136	198	200	126	277		
0262-COL 59-04	623	391	62.8		244	126	234	137	213	156	99	280		
0263-COL 59-05	931	568	61.0		387	154	376	174	261	284	197	358		
0264-COL 59-06	659	395	59.9		275	109	250	131	200	182	154	228		
0265-COL 59-07	618	398	64.4		268	113	274	111	198	190	127	259		
0266-COL 59-08	778	448	57.6		311	115	303	129	203	228	195	244		
0267-COL 59-09	709	390	55.0		275	91	223	148	137	241	157	224		
0268-COL 59-10	778	495	63.6		343	127	317	148	217	250	144	329		
0269-COL 59-11	597	385	64.5		248	117	251	120	206	159	120	252		
0270-COL 59-12	1015	678	66.8		474	179	454	193	342	316	240	413		
0271-COL 59-13	597	370	62.0		271	82	242	115	164	198	143	215		
0272-COL 59-14	429	262	61.1		196	58	177	78	120	136	86	169		
0273-COL 59-15	805	477	59.3		327	111	308	128	202	247	179	272		
0274-COL 59-16	490	347	70.8		245	81	237	97	191	140	117	216		
0275-COL 59-17	778	512	65.8		352	134	328	158	260	230	187	307		
0276-COL 59-18	938	628	67.0		407	195	431	169	343	260	170	447		
0277-COL 59-19	675	368	54.5		260	92	241	115	147	215	142	218		
0278-COL 59-20	730	466	63.8		304	138	311	122	231	213	173	272		
0279-COL 59-21	481	321	66.7		202	106	222	84	170	136	86	228		
0280-COL 59-22	814	542	66.6		398	122	375	145	267	249	198	327		
0281-COL 59-23	0	0	0.0		0	0	0	0	0	0	0	0		
0282-COL 59-24	917	585	63.8		389	172	414	148	315	248	210	357		
0283-COL 59-25	2	1	50.0		0	1	0	1	1	0	0	1		
0284-COL 61-01	142	91	64.1		64	23	73	17	63	25	52	39		
0285-PUR 63-01	472	321	68.0		225	87	202	109	149	165	93	221		
0286-PUR 63-02	489	351	71.8		235	102	241	103	178	164	111	233		
0287-PUR 63-03	638	396	62.1		272	113	285	102	229	158	132	257		

PRESIDENTIAL GENERAL ELECTION, NOVEMBER 3, 1992
STATEWIDE PROPOSITIONS

	REGISTRATION	BALLOTS CAST	TURNOUT	PROP 163 - ENDS TAXATION OF CERTAIN FOOD PRODUCTS		PROP 164 - CONGRESSIONAL TERM LIMITS		PROP 165 - BUDGET PROCESS. WELFARE		PROP 166 - BASIC HEALTH CARE COVERAGE	
				YES	NO	YES	NO	YES	NO	YES	NO
0289-PUR 63-05	563	367	65.2	245	108	262	98	213	145	94	263
0290-PUR 63-06	765	460	60.1	282	160	313	134	318	124	92	355
0291-PUR 63-07	649	422	65.0	298	109	275	138	207	205	173	240
0292-PUR 63-08	652	419	64.3	294	111	283	130	203	208	127	281
0293-PUR 63-09	575	344	59.8	213	119	237	103	228	107	75	261
0294-PUR 63-10	40	34	85.0	15	19	21	13	24	10	6	28
0295-PUR 63-11	2	2	100.0	2	0	1	1	1	1	2	0
0296-PUR 63-12	424	262	61.8	149	99	153	92	139	104	67	183
0297-PUR 63-13	449	205	45.7	130	71	143	59	136	66	39	165
0298-PUR 63-14	4	2	50.0	1	1	2	0	0	2	1	1
0299-LOSA 65-01	600	391	65.2	242	128	259	111	209	158	103	273
0300-LOSA 65-02	42	35	83.3	18	16	24	11	25	9	5	30
0301-LOSA 65-03	8	6	75.0	3	3	3	2	4	1	1	4
0302-CAS 67-01	75	39	52.0	27	10	18	19	13	23	8	30
0303-ORCT 69-01	766	489	63.8	354	125	361	115	270	198	141	330
0304-ORCT 69-02	839	483	57.6	311	155	319	133	241	215	107	349
0305-ORCT 69-03	607	376	61.9	275	93	260	108	193	176	106	263
0306-ORCT 69-04	526	325	61.8	199	117	234	78	186	128	100	218
0307-ORCT 69-05	10	9	90.0	7	2	7	2	7	2	1	8
0308-ORCT 69-06	2	1	50.0	1	0	1	0	1	0	0	1
0309-ORCT 69-07	3	3	100.0	3	0	0	3	3	0	0	3
0310-ORCT 69-08	312	199	63.8	106	83	142	45	137	51	26	162
0311-ORCT 69-09	43	32	74.4	15	17	26	5	24	6	11	21
0312-ORCT 69-10	764	470	61.5	290	166	325	132	266	186	115	342
0313-ORCT 71-01	440	257	58.4	155	95	167	81	153	91	57	192
0314-ORCT 71-02	85	50	58.8	28	19	32	15	26	21	17	30
0315-ORCT 71-03	434	267	61.5	163	97	183	75	154	100	46	210
0316-ORCT 71-04	556	362	65.1	237	118	246	106	194	156	95	258
0317-ORCT 71-05	536	368	68.7	237	124	262	98	200	161	84	280
0318-ORCT 71-06	860	518	60.2	352	145	344	146	288	210	123	375
0319-ORCT 71-07	797	509	63.9	319	172	346	144	276	211	122	373
0320-ORCT 71-08	947	610	64.4	359	239	423	169	411	182	124	472
0321-ORCT 71-09	834	503	60.3	305	179	340	152	278	209	132	361
0322-ORCT 71-10	878	599	68.2	398	183	409	166	353	229	159	418
0323-ORCT 71-11	742	499	67.3	331	151	333	154	301	185	104	384
0324-ORCT 71-12	495	315	63.6	166	127	202	108	197	108	74	235
0325-ORCT 71-13	534	344	68.2	227	124	248	106	178	170	80	272
0326-ORCT 71-14	686	434	63.3	275	143	273	142	251	145	117	299
0327-ORCT 71-15	383	234	61.1	131	99	165	61	159	69	41	189
0328-ORCT 71-16	0	0	0.0	0	0	0	0	0	0	0	0
0329-ORCT 71-17	661	395	59.8	225	163	260	125	229	145	76	306
0330-ORCT 71-18	197	128	65.0	66	59	79	47	81	44	23	103
0331-ORCT 71-19	475	278	58.5	162	109	191	76	183	84	46	222
0332-ORCT 71-20	701	478	68.2	311	156	347	120	284	181	123	343
0333-ORCT 71-21	948	644	67.9	416	203	448	172	353	268	155	469
0334-ORCT 71-22	643	417	64.9	274	131	292	116	241	164	107	299
0335-ORCT 71-23	822	502	61.1	324	161	324	155	278	201	98	382
0336-ORCT 71-24	362	234	64.6	139	87	144	81	141	83	57	167
0337-ORCT 71-25	602	395	65.6	246	133	254	123	239	140	86	293
0338-S.M. 73-01	118	61	51.7	33	23	44	13	30	29	24	34
0339-S.M. 73-02	652	403	61.8	273	97	267	111	193	189	151	231
0340-S.M. 73-03	172	114	66.3	64	46	78	31	63	46	18	93
0341-S.M. 73-04	0	0	0.0	0	0	0	0	0	0	0	0
0342-COSM 76-01	68	39	57.4	28	11	29	10	19	20	20	18
0343-COSM 76-02	647	416	64.3	267	135	296	104	251	150	106	296
0344-COSM 76-03	770	493	64.0	295	182	328	144	303	168	114	362
0345-COSM 76-04	0	0	0.0	0	0	0	0	0	0	0	0
0346-COSM 77-01	1126	627	55.7	432	153	363	202	283	289	292	281
0347-COSM 77-02	517	283	54.7	181	81	171	81	145	111	103	154
0348-COSM 77-03	469	252	53.7	178	60	155	79	102	126	80	154
0349-COSM 77-04	589	267	45.3	180	74	158	83	127	121	112	138
0350-COSM 77-05	518	272	52.5	170	76	142	90	110	132	101	138
0351-COSM 77-06	532	260	48.9	189	59	148	86	117	124	89	153
0352-COSM 77-07	690	378	54.8	267	95	225	127	179	172	141	217
0353-COSM 77-08	434	206	47.5	135	62	139	54	96	99	85	111
0354-COSM 77-09	628	377	60.0	220	129	222	121	189	161	100	251
0355-COSM 77-10	811	452	55.7	304	120	304	119	209	207	163	258
0356-COSM 77-11	157	89	56.7	57	27	50	33	44	41	23	63
0357-COSM 77-12	478	291	60.9	181	97	181	93	164	108	72	202
0358-COSM 77-13	5	2	40.0	2	0	2	0	2	0	2	0
0359-COSM 78-01	657	364	55.4	237	104	228	102	199	136	152	177
0360-COSM 78-02	478	245	51.3	172	63	133	54	115	115	110	118

PRESIDENTIAL GENERAL ELECTION, NOVEMBER 3, 1992															
STATEWIDE PROPOSITIONS															
	REGISTRATION	BALLOTS CAST	TURNDOUT		PROP 163 - ENDS TAXATION OF CERTAIN FOOD PRODUCTS			PROP 164 - CONGRESSIONAL TERM LIMITS			PROP 165 - BUDGET PROCESS. WELFARE			PROP 166 - BASIC HEALTH CARE COVERAGE	
					YES	NO		YES	NO		YES	NO		YES	NO
0361-COSM 78-03	876	516	58.9		339	152		317	156		276	202		127	351
0362-COSM 78-04	670	427	63.7		271	137		279	128		214	194		148	260
0363-COSM 78-05	622	391	62.9		253	111		241	118		175	188		114	252
0364-COSM 78-06	592	360	60.8		251	98		218	113		216	126		99	243
0365-COSM 78-07	366	186	50.8		126	45		126	39		101	66		66	98
0366-COSM 78-08	555	282	50.8		180	80		177	77		119	137		93	170
0367-COSM 78-09	326	189	58.0		118	57		115	54		96	72		61	113
0368-COSM 78-10	605	340	56.2		218	112		218	106		193	130		92	234
0369-COSM 78-11	715	420	58.7		254	142		268	125		231	167		115	281
0370-COSM 78-12	580	306	52.8		191	102		194	88		128	152		92	188
0371-COSM 78-13	892	507	56.8		332	156		319	150		263	206		98	371
0372-COSM 78-14	527	300	56.9		178	109		191	89		159	116		67	214
0373-COSM 78-15	670	412	61.5		249	141		285	95		236	151		131	254
0374-COSM 78-16	671	389	58.0		226	139		254	104		218	146		106	257
0375-COSM 78-17	546	337	61.7		208	117		216	97		201	113		74	241
0376-COSM 78-18	538	362	67.3		226	120		231	103		193	139		107	227
0377-COSM 78-19	887	555	62.6		406	137		379	159		290	248		168	371
0378-COSM 78-20	410	259	63.2		161	91		156	84		130	112		63	186
0379-COSM 78-21	663	389	58.7		216	151		247	123		209	160		81	289
0380-COSM 78-22	521	308	59.1		196	98		205	89		161	127		65	228
0381-COSM 78-23	364	208	57.1		140	58		140	50		116	75		63	134
0382-COSM 78-24	762	465	61.0		289	148		286	134		254	174		118	313
0383-COSM 78-25	368	177	48.1		120	45		99	52		69	90		66	95
0384-COSM 78-26	854	493	57.7		310	166		324	132		258	205		154	311
0385-COSM 78-27	869	507	58.3		313	171		320	153		256	219		194	279
0386-S.M. 81-01	48	30	62.5		20	7		16	10		17	13		6	22
0387-S.M. 81-02	56	34	60.7		20	13		25	9		23	11		6	26
0388-S.M. 82-01	6	6	100.0		4	2		4	2		4	0		0	6
0389-BON 83-01	33	26	78.8		12	14		15	11		17	9		12	13
0390-BON 85-01	23	14	60.9		12	2		11	2		7	5		2	11
0391-GUAD 87-01	76	50	65.8		30	19		31	19		30	19		14	35
0392-COG 91-01	790	475	60.1		314	129		276	163		201	241		166	281
0393-COG 91-02	662	358	54.1		250	82		185	145		129	210		150	187
0394-SISQ 95-01	117	95	81.2		70	24		57	38		49	43		19	75
0395-SISQ 95-02	360	193	53.6		122	64		124	65		109	79		54	136
0396-L O 96-01	0	0	0.0		0	0		0	0		0	0		0	0
0397-L O 96-02	0	0	0.0		0	0		0	0		0	0		0	0
0398-CUY 97-01	456	288	63.2		187	85		202	73		156	122		66	211
ABSENTEE TOTALS	209998	36299	17.3		21880	12449		24268	10078		20853	13262		10314	23980
GRAND TOTALS	209998	164426	78.3		96044	57986		100277	53732		79712	72946		47541	107081

***ABSENTEE TOTALS 43	PRESIDENTIAL GENERAL ELECTION, NOVEMBER 3, 1992 LOCAL MEASURES															
	REGISTRATION	BALLOTS CAST	TURNOUT		MEASURE L92 -CO. SERVICE AREA 45: TAX-LIBRARY SERV	YES	NO									
SANTA BARBARA COUNTY	25060	3942	15.7		1959	1829										
22ND CONGRESSIONAL	25060	3942	15.7		1959	1829										
18TH STATE SENATORIAL	25060	3942	15.7		1959	1829										
33RD STATE ASSEMBLY	24755	3906	15.8		1941	1813										
35TH STATE ASSEMBLY	305	36	11.8		18	16										
3RD SUPERVISORIAL	2737	417	15.2		202	203										
4TH SUPERVISORIAL	22323	3525	15.8		1757	1626										
5TH SUPERVISORIAL	0	0	0.0		0	0										
LOMPOC	16613	2331	14.0		1100	1133										
UNINCORPORATED AREA	8447	1611	19.1		859	676										




29 DAY REGISTRATION

DESCRIPTION	TOTAL	DEM	REP	AJP	GRN	LIB	PFP	MISC	DEC
VOTER REGISTRATION RECAP - AS OF OCTOBER 11, 1992									
POLITICAL SUB-DIVISIONS									
SANTA BARBARA COUNTY	209998	89323	84497	4200	2534	950	997	1043	26454
*0	132	101	13	3		1	2		12
22ND CONGRESSIONAL DISTRICT	202750	85880	81852	4075	2458	907	969	1010	25599
*122	127	96	13	3		1	2		12
23RD CONGRESSIONAL DISTRICT	7248	3443	2645	125	76	43	28	33	855
*123	5	5							
18TH STATE SENATORIAL DISTRICT	209998	89323	84497	4200	2534	950	997	1043	26454
*218	132	101	13	3		1	2		12
33RD STATE ASSEMBLY DISTRICT	71372	27637	33192	1507	122	231	263	297	8123
*333	62	49	6	2					5
35TH STATE ASSEMBLY DISTRICT	138626	61686	51305	2693	2412	719	734	746	18331
*335	70	52	7	1		1	2		7
1ST SUPERVISORIAL DISTRICT	44023	20927	15059	823	895	224	255	251	5589
*401	43	33	2	1			2		5
2ND SUPERVISORIAL DISTRICT	50570	22879	19324	843	757	243	222	226	6076
*402	14	10	3						1
3RD SUPERVISORIAL DISTRICT	46002	18578	17835	1067	772	259	259	284	6948
*403	13	9	2			1			1
4TH SUPERVISORIAL DISTRICT	38438	13914	18695	799	69	119	122	167	4553
*404	10	9	1						
5TH SUPERVISORIAL DISTRICT	30965	13025	13584	668	41	105	139	115	3288
*405	52	40	5	2					5
CITY OF CARPINTERIA	7199	3454	2605	123	75	41	25	34	842
*501	5	5							
CITY OF GUADALUPE	1452	927	344	18		2	14	6	141
*502	8	7							1
CITY OF LOMPOC	16613	6984	6836	428	30	71	76	81	2107
*503	7	6	1						
CITY OF SANTA BARBARA	53749	27127	16639	1044	1146	289	316	266	6922
*504	45	32	4	1			2		6
CITY OF SANTA MARIA	25023	10456	10917	576	35	90	114	95	2740
*505	40	29	5	2					4
CITY OF SOLVANG	3157	920	1828	56	13	5	4	8	323
*506									
PROPOSED GOLETA INCORPORATION	28066	12256	10749	520	343	158	155	136	3749
*507	12	8	2			1			1
CITY OF BUELLTON	1958	662	942	46	8	3	8	6	283
*508									



VOTER REGISTRATION RECAP - AS OF OCTOBER 11, 1992

DESCRIPTION	TOTAL	DEM	REP	AIP	GRN	LIB	PFP	MISC	DEC
POLITICAL SUB-DIVISIONS									
LOS ALAMOS SCHOOL DISTRICT 0812	650	240	302	15	1	3	1	8	80
CASMALIA SCHOOL DISTRICT 0813	75	53	17						5
ORCUTT UNION SCHOOL DISTRICT 0814	19981	6341	11059	372	29	53	40	68	2019
SANTA MARIA-BONITA SCHOOL DISTRICT 0815	24640	10527	10513	550	37	87	121	91	2714
GUADALUPE UNION SCHOOL DISTRICT 0817	1528	950	385	20		2	14	6	151
BLOCHMAN UNION SCHOOL DISTRICT 0818	477	182	241	6	1		2		45
CUYAMA JOINT UNIFIED SCHOOL DISTRICT 0819	456	178	235	9		3			31
CARPINTERIA UNIFIED SCHOOL DISTRICT 0820	10611	4793	4071	194	135	55	42	56	1265
LOMPOC UNIFIED SCHOOL DISTRICT 0821	25053	9719	11174	568	55	92	87	132	3226
SANTA BARBARA & SANTA BARBARA HIGH SCHOOL DIST 0901	114784	52798	40071	2244	2200	621	661	645	15544
SANTA YNEZ VALLEY UNION HIGH SCHOOL DIST 0902	11738	3541	6427	222	76	34	29	37	1372
SANTA MARIA JOINT UNION HIGH SCHOOL 0903	47351	18293	22517	963	68	145	178	173	5014
SANTA BARBARA ELEMENTARY SCHOOL DISTRICT 0904	51937	26444	15765	1001	1163	283	320	263	6698
COUNTY BOARD OF EDUCATION TRUSTEE AREA 1 1101	31542	14074	11961	580	536	144	159	178	3910
COUNTY BOARD OF EDUCATION TRUSTEE AREA 2 1102	35640	15979	11961	854	722	219	234	234	5437
COUNTY BOARD OF EDUCATION TRUSTEE AREA 3 1103	34733	12988	16174	574	328	141	131	153	4244
COUNTY BOARD OF EDUCATION TRUSTEE AREA 4 1104	21161	8443	9086	521	46	88	83	121	2773
COUNTY BOARD OF EDUCATION TRUSTEE AREA 5 1105	30307	10535	15752	563	49	71	74	97	3166
COUNTY BOARD OF EDUCATION TRUSTEE AREA 6 1106	35873	18332	10777	667	826	209	209	181	4672



DESCRIPTION

POLITICAL SUB-DIVISIONS


DESCRIPTION	TOTAL	DEM	REP	AIP	GRN	LIB	PPF	MISC	DEC
COUNTY BOARD OF EDUCATION TRUSTEE AREA 7	20742	8972	8786	441	27	78	107	79	2252
1107	40	30	5	1					4
CARPINTERIA SANITARY DISTRICT	7833	3658	2930	136	80	42	26	38	923
1240	5	5							
GOLETA SANITARY DISTRICT	23469	9944	9814	346	231	113	105	104	2812
1242	11	9	1			1			
GOLETA WEST SANITARY DISTRICT	20775	9566	6057	559	545	149	166	170	3563
1244	3	2							1
MONTECITO SANITARY DISTRICT	7472	2193	4128	101	85	23	19	44	879
1246	2	2							
SUMMERLAND SANITARY DISTRICT	909	430	281	24	24	5	3	8	134
1248									
CARPINTERIA COUNTY WATER DISTRICT	8854	4029	3421	154	98	48	38	43	1023
1350	5	5							
LA CUMBRE MUTUAL WATER COMPANY	2807	1018	1430	41	26	11	6	10	265
1351									
GOLETA WATER DISTRICT	50432	21883	18419	1042	863	294	306	309	7316
1352	15	10	3			1			1
MONTECITO WATER DISTRICT	8682	2730	4571	125	123	27	20	51	1035
1354	2	2							
SUMMERLAND COUNTY WATER DISTRICT	980	450	318	25	25	5	3	11	143
1356									
SOUTHERN CALIFORNIA WATER COMPANY	19800	6482	10752	355	31	54	44	63	2019
1357	4	4							
SANTA BARBARA COUNTY FIRE PROTECTION DISTRICT	87600	34330	37921	1692	1032	394	394	449	11388
1408	24	19	3			1			1
CARP-SUM FIRE PROT DIST	10599	4791	4064	193	135	55	42	56	1263
1410	5	5							
MONTECITO FIRE PROTECTION DISTRICT	7885	2413	4228	106	111	25	20	48	934
1418	2	2							
ORCUTT FIRE PROTECTION DISTRICT	1606	583	758	40	4	9	7	4	201
1420									
LOMPOC HOSPITAL DISTRICT	25272	9794	11262	572	64	92	87	132	3289
1577	8	7	1						
SANTA MARIA PUBLIC AIRPORT DISTRICT	47311	18285	22490	963	68	145	178	171	5011
1679	54	42	5	2					5
CUYAMA VALLEY RECREATION DISTRICT	454	178	234	9		3			30
1778									

VOTER REGISTRATION RECAP - AS OF OCTOBER 11, 1992

DESCRIPTION


DESCRIPTION	TOTAL	DEM	REP	AIP	GRN	LTB	PPF	MISC	DEC
POLITICAL SUB-DIVISIONS									
ISLA VISTA RECREATION AND PARK DISTRICT 1890	9653 1	4407	2464 1	319	342	76	89	100	1856
BUELLTON COMMUNITY SERVICES DISTRICT 1984	1934	650	934	45	8	3	8	6	280
CUYAMA COMMUNITY SERVICES DISTRICT 1985	274	118	131	7					18
LOS ALAMOS COMMUNITY SERVICES DIST 1986	548	225	225	15	1	3	1	6	72
MISSION HILLS COMMUNITY SERVICES DIST 1987	1865	714	847	37	6	5	3	7	246
SANTA YNEZ COMMUNITY SERVICES DIST 1988	994	325	518	25	9	1	5	2	109
CASMALIA COMMUNITY SERVICES DISTRICT 1989	75 1	53 1	17						5
VANDENBERG VILLAGE COMMUNITY SERVICES DISTRICT 1990	4189 1	1356 1	2268	49	12	5	4	16	479
GUADALUPE PUBLIC CEMETERY DISTRICT 1992	1555 9	967 8	393	20		2	15	6	152 1
EMBARCADERO MUNICIPAL IMPROVEMENT DIS 2082	368	110	204	3	2	3	1	3	42
CUYAMA RESOURCE CONSERVATION DIST 2130	456	178	235	9		3			31
LOMPOC RESOURCE CONSERVATION DISTRICT 2132	17336 2	6024 2	8438	336	50	59	39	92	2298
SANTA BARBARA RES CONS DIST 2134	72221 22	30694 17	27741 3	1413	1187	387	389	441	9969 1
SANTA MARIA VALLEY RES CONS DIST 2136	33742 28	11898 20	17297 4	655 2	54	89	87	113	3549 2
STA MARIA VALLEY WATER CONS DIST DIV1 2258	1474 8	942 7	349	18		2	14	6	143 1
STA MARIA VALLEY WATER CONS DIST DIV-2 2259	44	7	30	2					5
STA MARIA VALLEY WATER CONS DIST DIV-3 2260	55 1	27 1	21				1		6
STA MARIA VALLEY WATER CONS DIST DIV-4 2261	148	48	81	6			1		12
STA MARIA VALLEY WATER CONS DIST DIV-5 2262	19643 38	8633 27	8065 5	465 2	28	67	108	74	2203 4

DESCRIPTION	TOTAL	DEM	REP	AIP	GRN	LIB	PPF	MISC	DEC
POLITICAL SUB-DIVISIONS									
STA MARIA VALLEY WATER CONS DIST DIV-6 2263	3947 2	1411 2	2036	62	7	17	6	14	394
STA MARIA VALLEY WATER CONS DIST DIV-7 2264	206	94	89	3					20
STA YNEZ RIV WAT CONS DIST DIV-1 2266	7735 1	3212 1	3167	211	12	36	34	48	1015
STA YNEZ RIV WAT CONS DIST DIV-2 2267	5646 3	2395 3	2358	154	9	16	28	16	670
STA YNEZ RIV WAT CONS DIST DIV-3 2268	6093 1	2209 1	2966	98	18	14	11	28	749
STA YNEZ RIV WAT CONS DIST DIV-4 2269	7688 4	2771 3	3650 1	156	35	37	25	35	979
STA YNEZ RIV WAT CONS DIST DIV-5 2270	7226 1	2114 1	4116	126	39	16	15	16	784
STA YNEZ RIV WAT CON DIS IMP DIST #1 2471	7342 1	2149 1	4169	134	38	10	15	19	808
STA YNEZ RIV WAT CON DIS IMP DIST#1 D-1 2472	1075	338	563	20	9	1	1	5	138
STA YNEZ RIV WAT CON DIS IMP DIST#1 D-2 2473	2013	577	1191	37	9	2	2	2	193
STA YNEZ RIV WAT CON DIS IMP DIST#1 D-3 2474	2171	580	1294	33	6	4	4	7	243
STA YNEZ RIV WAT CON DIS IMP DIST#1 D-4 2475	2034 1	643 1	1090	43	14	3	8	5	228
COMMUNITY FACILITIES DISTRICT #1 2501	34	11	17						6
PROPOSED ANNEXATION BALLARD TO SOLVANG 2502	246	59	164	1	1	1	1		19
GOLETA COUNTY SERVICE AREA A-3 2603	36193 13	15823 9	14025 2	616	454	191	192	179	4713 1
PURISIMA COUNTY SERVICE AREA A-4 2604	6750 1	2278 1	3507	100	24	16	7	29	789
ORCUTT COUNTY SERVICE AREA A-5 2605	19310 4	6302 4	10524	333	31	48	44	64	1964
COUNTY SERVICE AREA #6 2606	13	10	2						1
CARPINTERIA COUNTY SERVICE AREA A-11 2611	1655	575	816	31	23	7	13	9	181



DESCRIPTION

DESCRIPTION	TOTAL	DEM	REP	AIP	GRN	LIB	PFP	MISC	DEC
POLITICAL SUB-DIVISIONS									
COUNTY SERVICE AREA #12 2612	2071	1058	624	39	52	7	12	14	265
ISLA VISTA COUNTY SERVICE AREA A-31 2631	9653	4407	2464	319	342	76	89	100	1856
REDEVELOPMENT IN COUNTY SERVICE AREA #31 2632	10761	4815	2854	368	354	85	99	107	2079
COUNTY SERVICE AREA (AMBULANCE) A-40 2640	8070	2389	4435	154	51	25	22	24	970
COUNTY SERVICE AREA #41 2641	70	22	39	1	2			2	4
COMMUNITY FACILITIES DISTRICT #201 2642	33	19	10						4
COUNTY SERVICE AREA #45 2643	25060	9747	11158	566	56	92	87	132	3222
SUMMERLAND LIGHTING DISTRICT 2701	858	406	264	23	21	5	3	8	128
MISSION CANYON LIGHTING DISTRICT 2702	1232	603	382	28	33	6	9	7	164
LOS ALAMOS LIGHTING DISTRICT 2704	646	240	299	15	1	3	1	7	80
ORCUTT LIGHTING DISTRICT 2705	692	248	322	24		5	6	1	86
CASMALIA LIGHTING DISTRICT 2706	105	62	33	3					7
GUADALUPE LIGHTING DISTRICT 2707	1468	929	356	20		2	14	6	141
BRADLEY FLOOD ZONE NO 3 2804	639	177	404	8	2		1	1	46
GUADALUPE FLOOD ZONE NO 3 2808	1463	927	353	20		2	14	6	141
LOMPOC CITY FLOOD ZONE NO 2 2810	16528	6953	6813	427	30	71	76	79	2079
LOMPOC VALLEY FLOOD ZONE NO 2 2812	6815	2304	3522	103	26	18	7	29	806
LOS ALAMOS FLOOD ZONE NO 1 2814	668	240	316	15	1	3	1	8	84
ORCUTT FLOOD ZONE NO 3 2816	20371	6663	11039	381	30	56	45	69	2088



DESCRIPTION	TOTAL	DEM	REP	AIP	GRN	LIB	PFP	MISC	DEC
POLITICAL SUB-DIVISIONS									
SANTA MARIA FLOOD ZONE NO 3 2818	62	24	29	2					7
SANTA MARIA RIVER LEVEE MAINT ZONE 2820	23870	10141	10249	534	35	84	116	88	2623
	41	30	5	2					4
SANTA YNEZ FLOOD ZONE NO 1 2822	11095	3263	6200	210	62	31	26	30	1273
	3	3							
SOUTH COAST FLOOD ZONE NO 2 2824	125184	57536	44006	2441	2330	675	704	700	16792
	67	49	7	1		1	2		7
SUPERIOR COURT JUDGE - SANTA BARBARA 3000									
SUPERIOR COURT JUDGE - SANTA MARIA 3001									
LIBERTARIAN CENTRAL COMMITTEE 3002									
PEACE AND FREEDOM CENTRAL COMMITTEE 3003									
SANTA BARBARA COUNTY SUPERVISORS 3004									
REPUBLICAN CENTRAL COMMITTEE - 1ST SUP. DISTRICT 3007									
REPUBLICAN CENTRAL COMMITTEE - 2ND SUP. DISTRICT 3008									
REPUBLICAN CENTRAL COMMITTEE - 3RD SUP. DISTRICT 3009									
REPUBLICAN CENTRAL COMMITTEE - 4TH SUP. DISTRICT 3010									
REPUBLICAN CENTRAL COMMITTEE - 5TH SUP. DISTRICT 3011									
DEMOCRATIC CENTRAL COMMITTEE - 1ST SUP. DISTRICT 3012									
DEMOCRATIC CENTRAL COMMITTEE - 2ND SUP. DISTRICT 3013									
DEMOCRATIC CENTRAL COMMITTEE - 3RD SUP. DISTRICT 3014									
DEMOCRATIC CENTRAL COMMITTEE - 4TH SUP. DISTRICT 3015									
DEMOCRATIC CENTRAL COMMITTEE - 5TH SUP. DISTRICT 3016									





VOTER REGISTRATION RECAP - AS OF OCTOBER 11, 1992

DESCRIPTION

POLITICAL SUB-DIVISIONS

	TOTAL	DEM	REP	AIP	GRN	LIB	PPP	MISC	DEC
CENSUS TRACT 19.03 C1903	3282	969	1876	60	16	10	4	9	338
CENSUS TRACT 19.05 C1905	1798 2	498 2	1031	33	17	10	3	7	199
CENSUS TRACT 19.06 C1906	3953 .1	1176 1	2203	70	21	6	13	13	451
CENSUS TRACT 2.00 C200	3120	1474	1175	46	36	18	5	16	350
CENSUS TRACT 20.03 C2003	5493 2	1654 2	3151	112	5	20	14	20	517
CENSUS TRACT 20.05 C2005	3019	1050	1536	65	11	9	8	13	327
CENSUS TRACT 20.06 C2006	1279	360	801	20	2	2	1	4	89
CENSUS TRACT 20.07 C2007	3359 1	1092 1	1833	68	2	10	2	14	338
CENSUS TRACT 20.08 C2008	3697	1262	1923	77	8	6	11	13	397
CENSUS TRACT 20.09 C2009	2115 1	732 1	1108	33	2	4	5	3	228
CENSUS TRACT 20.10 C2010	2885	934	1555	37	2	5	5	8	339
CENSUS TRACT 21.00 C2100	4198 4	1586 1	2023 2	103	11	16	12	17	430
CENSUS TRACT 22.03 C2203	1292	560	534	35	4	4	4	3	152
CENSUS TRACT 22.05 C2205	1592 1	619 1	731	30	2	7	9	6	188
CENSUS TRACT 22.06 C2206	1977	751	947	42	2	8	7	5	215
CENSUS TRACT 22.07 C2207	1789 2	709 2	820	28	2	6	8	6	210
CENSUS TRACT 22.08 C2208	2500	829	1374	37	5	12	1	8	234
CENSUS TRACT 23.02 C2302	3329 19	1612 14	1237 2	61 1	4	8	22	10	375 2
CENSUS TRACT 23.03 C2303	1568 8	849 6	494 34	34 1	1	2	13	6	169 2

DESCRIPTION
POLITICAL SUB-DIVISIONS

DESCRIPTION	TOTAL	DEM	REP	AIP	GRN	LIB	PFP	MISC	DEC
CENSUS TRACT 23.04 C2304	1133 3	635 3	313	40	6	13	4	122	
CENSUS TRACT 24.02 C2402	1546	663	653	45	4	1	5	2	173
CENSUS TRACT 24.03 C2403	1050 3	548 2	334 1	19	3	8	10	9	119
CENSUS TRACT 24.04 C2404	1124 1	551 1	366	40	1	6	11	8	141
CENSUS TRACT 25.00 C2500	1560 8	959 7	403	22	2	15	6	153 1	
CENSUS TRACT 26.01 C2601	1631 1	454 1	791	33	1	3	4	22	323
CENSUS TRACT 26.02 C2602	1094 1	434 1	470	16	5	2	2	10	155
CENSUS TRACT 27.02 C2702	1745	828	580	64	2	7	15	14	235
CENSUS TRACT 27.03 C2703	1775 3	768 3	745	47	2	8	9	6	190
CENSUS TRACT 27.05 C2705	1946	861	751	51	5	7	4	11	256
CENSUS TRACT 27.06 C2706	2069 3	978 2	722 1	54	5	16	12	13	269
CENSUS TRACT 27.07 C2707	1324	568	526	35	2	1	8	3	181
CENSUS TRACT 27.08 C2708	1596	643	701	42	3	2	11	3	191
CENSUS TRACT 28.02 C2802	4284	1625	1924	89	6	35	12	24	569
CENSUS TRACT 28.05 C2805	539	167	274	15	9	3			71
CENSUS TRACT 28.06 C2806	1108 1	441 1	519	19	3	4	4	5	117
CENSUS TRACT 28.07 C2807	1421	580	613	38	5	2	2	5	176
CENSUS TRACT 28.08 C2808	3241	976	1856	35	7	3	2	8	354
CENSUS TRACT 28.09 C2809	2411	875	1153	48	12	10	3	13	297

DESCRIPTION	TOTAL	DEM	REP	AJP	GRN	LIB	PNP	MISC	DEC
POLITICAL SUB-DIVISIONS									
CENSUS TRACT 29.02 C2902	3017	1531	603	80	159	25	39	23	557
CENSUS TRACT 29.03 C2903	4269	1890	1131	133	89	35	36	39	916
CENSUS TRACT 29.04 C2904	4380	2071	1332	100	101	27	36	26	687
CENSUS TRACT 29.06 C2906	3087	1284	1283	51	27	6	15	10	411
CENSUS TRACT 29.07 C2907	3150	1130	1531	39	42	19	11	8	370
CENSUS TRACT 29.09 C2909	3235	1454	1206	62	32	17	13	19	432
CENSUS TRACT 29.10 C2910	1273	521	524	21	9	8	5	8	177
CENSUS TRACT 29.11 C2911	4149	1809	1189	151	97	42	35	47	779
CENSUS TRACT 29.12 C2912	2885	1318	728	92	104	18	20	32	573
CENSUS TRACT 29.13 C2913	2289	917	1019	35	16	14	4	10	274
CENSUS TRACT 29.14 C2914	2400	910	1146	31	18	13	10	13	259
CENSUS TRACT 3.00 C300	4142	2151	1110	91	104	23	36	32	595
CENSUS TRACT 30.01 C3001	2471	1215	717	60	30	21	21	19	388
CENSUS TRACT 30.02 C3002	2899	933	1637	50	16	6	6	5	246
CENSUS TRACT 30.04 C3004	2936	1345	1126	41	30	12	18	17	347
CENSUS TRACT 30.05 C3005	2759	1334	969	39	38	18	14	10	337
CENSUS TRACT 4.00 C400	3986	2039	1203	70	103	19	23	27	502
CENSUS TRACT 5.01 C501	2877	1353	1030	50	76	11	13	21	323
CENSUS TRACT 5.02 C502	4290	2000	1626	56	63	16	17	16	496

DESCRIPTION	TOTAL	DEM	REP	AIP	GRN	LIB	PPF	MISC	DEC
POLITICAL SUB-DIVISIONS									
CENSUS TRACT 6.00 C600	4070 2	1981 1	1364 1	58	106	21	17	17	506
CENSUS TRACT 7.00 C700	5119	1788	2459	80	71	21	10	29	661
CENSUS TRACT 8.01 C801	1538 11	1057 9	215	29	16	6	13	6	196 1
CENSUS TRACT 8.02 C802	2322 9	1413 8	478 1	50	55	5	17	7	297
CENSUS TRACT 9.00 C900	2305 3	1262 1	513	54	74	20	33	13	336 2
19TH CONGRESSIONAL DISTRICT 1981 O119	209998 132	89323 101	8497 13	4200 3	2534	950 1	997 2	1043	26454 12
14TH STATE SENATORIAL DISTRICT 1981 O214	34643 41	13468 30	16328 5	748 2	47	116	136	129	3671 4
18TH STATE SENATORIAL DISTRICT 1981 O218	153509 87	68918 67	56338 8	3062 1	2401	776 1	812 2	842	20360 8
19TH STATE SENATORIAL DISTRICT 1981 O219	21846 4	6937 4	11831	390	86	58	49	72	2423
29TH STATE ASSEMBLY DISTRICT 1981 O329	54214 55	20490 43	26052 5	1068 2	86	155	187	210	5966 5
35TH STATE ASSEMBLY DISTRICT 1981 O335	125495 67	57641 49	44175 7	2442 1	2334	678 1	704 2	702	16819 7
37TH STATE ASSEMBLY DISTRICT 1981 O337	30289 10	11192 9	14270 1	690	114	117	106	131	3669

CERTIFICATE OF COUNTY CLERK-RECORDER
RESULTS OF THE CANVASS OF THE
GENERAL ELECTION

STATE OF CALIFORNIA

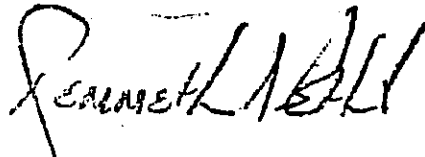
)
)SS.
)

COUNTY OF SANTA BARBARA

I, Kenneth A. Pettit, County Clerk-Recorder of Santa Barbara County, do hereby certify:

That the foregoing is a full, true, and correct statement of the result of the official canvass of the returns of the November 3, 1992 General Election.

IN WITNESS WHEREOF, I hereunto set my hand and affix the official seal at Santa Barbara, California this 1st day of December, 1992.



KENNETH A. PETTIT

County Clerk-Recorder

SEAL

